

Link to the product: <https://stair-lighting.com/sl4-12-miboxer-spotlight-led-luminaire-3w-rgbw-ip66-p-2928.html>

SL4-12 Miboxer - Spotlight, LED luminaire 3W RGBW IP66

Price	21.99 Euro
Availability	Available
Shipping time	4 days
Number	2928
Manufacturer	Mi.Light

Product description

Product Name: 3W RGBW LED Spotlight
Model No.: SL4-12
Power: 3W
Input Voltage: 12V□
Color Temperature: 2200K / 2700K
Beam Angle: 36°
IP Rate: IP66
Lifespan: 50000 hours
Hole Size: ø33~36mm
Material: Aluminum
Working Temperature: -10~40°C

3W RGBW LED Spotlight

Exquisite and Small size, IP66 waterproof



With waterproof male and female connector


IP66 Waterproof

For outdoor lighting and suitable for various scene




Wiring-free design

It comes with waterproof male and female connector
for easier installation




To realize adjust brightness and color when using with controller

Remote controlled | 16 million colors adjustable | White mode
Dim brightness stepless dimming




FUT038




FUT038M



FUT038S



FUT038Z



FUT038W

It can dim brightness and color after connecting to controller. For more function descriptions, please refer to manual of controller



Dim brightness stepless dimming

Dim brightness arbitrarily adjust, smoothly transition





High light transmittance mask

High light transmittance, makes lighting softer and brighter



Stainless steel spring buckle

Strong and powerful, makes installation firmly

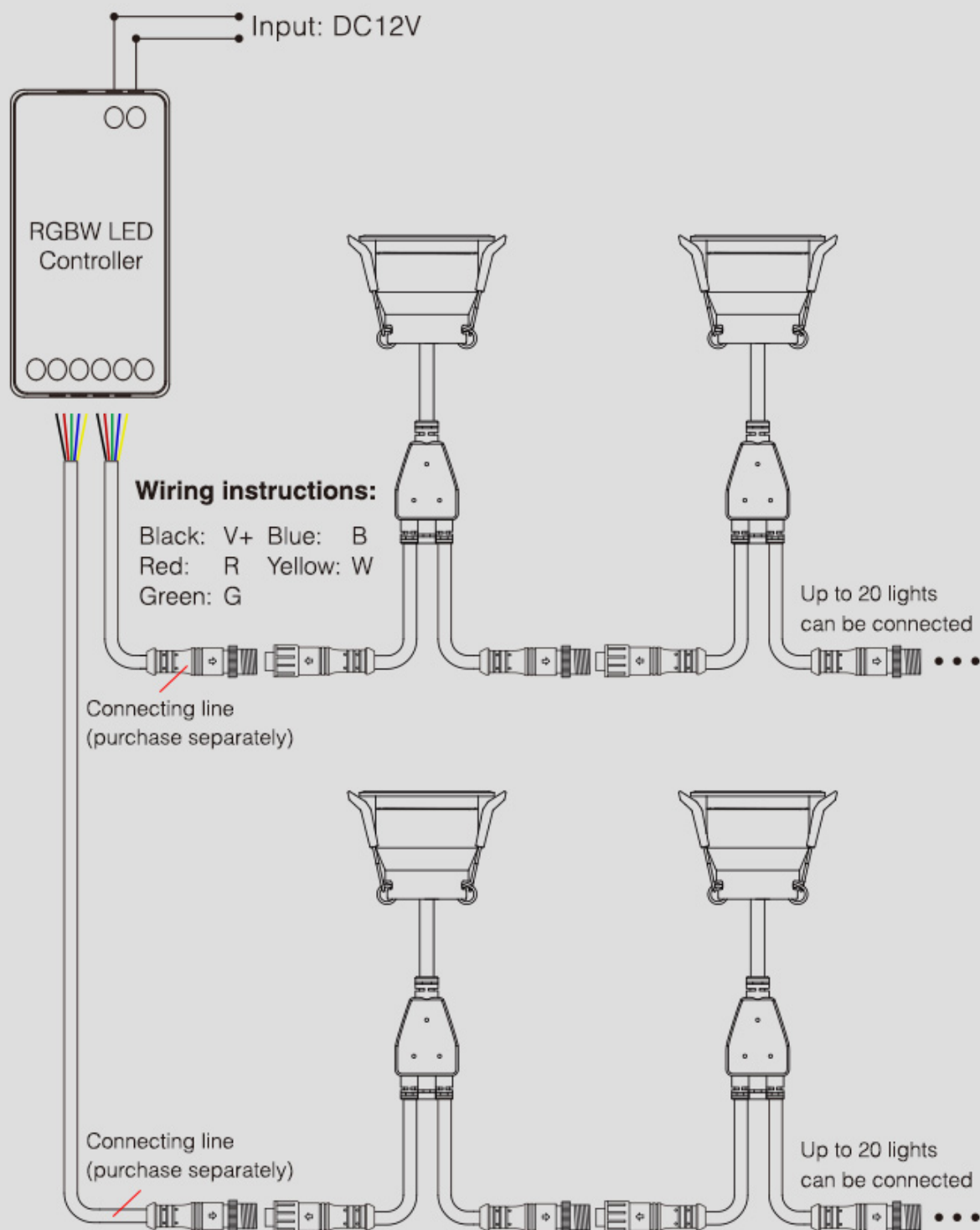


Waterproof male and female connector

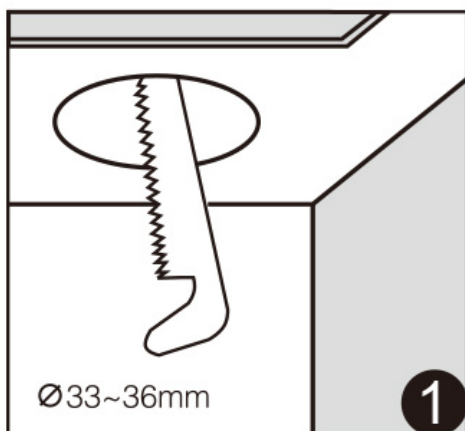
Wiring-free, for easier installation

Connection Diagram

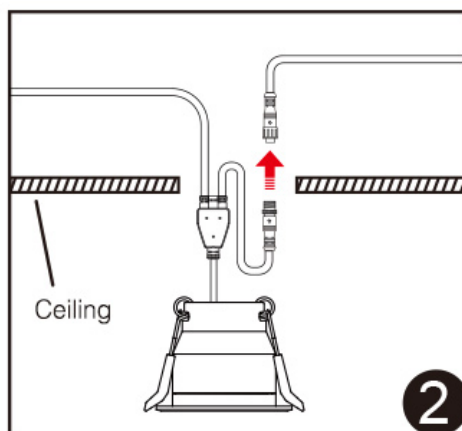
Need to use with RGBW series LED controller (purchase separately)



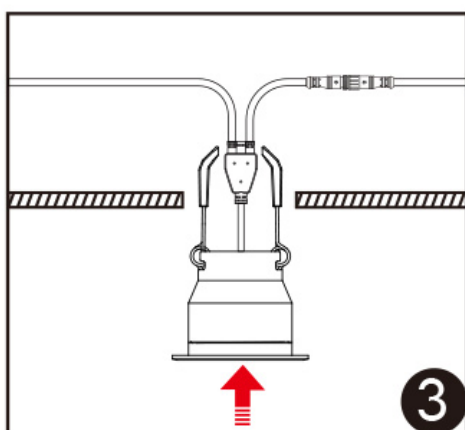
Installation Diagram



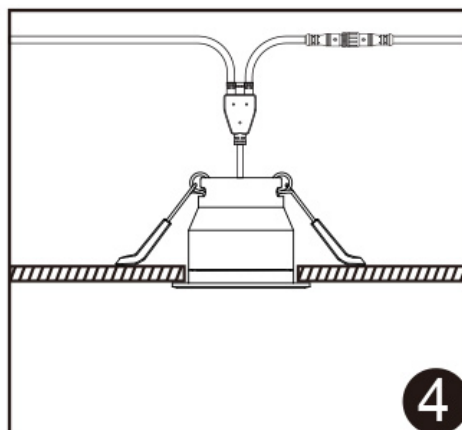
1. Open the hole according to picture 1 (opening size: Ø33-36mm)



2. Connect lights according to connection diagram.



3. Make spring buckles on both ends of product upright and put them into holes.



4. Installation is complete.

Optional Accessories (Need to purchase separately)

1.Connecting line



2.Extended line



3.Waterproof cap



Application scenarios

