

Link to the product: <https://stair-lighting.com/router-wifi-milight-ibox-p-1822.html>

Router WiFi MILIGHT - iBox


Price	38.55 Euro
Availability	Availability - 3 days
Shipping time	4 days
Number	1822
Manufacturer	Mi.Light

Product description

The technologically advanced wi-fi router is the perfect way to quickly and easily control all the elements of LED lighting in your home. It is supported by a convenient and simple remote control. With a few buttons you can set the lighting in all interiors.

Not only a lamp, but also a WiFi Router

2.4GHz wireless transmitting technology; 16 millions of colors to change;
Delicate design, tiny size; Advanced function, stable performance;
Compatible with IOS and Android system.



APP Long
Distance Control



Compatibility



Color Changing
&
Dimmable



Timer Function




Compatible with all Mi-Light series products



Control the light whenever and wherever you are

No matter you are working, on business, travelling and visiting, you can control your home light if there is WiFi/3G/4G internet.



Lighting your home when you are out

Control the light when you are out to make the phenomenon that there is persons at home, and make house safe.



Control all the light in bed

No need to get up to turn off the light before sleep.




It's a universal remote controller

Compatible with all Mi-Light remote controller; Download the APP, then you can control all Mi-Light series.



Timer Function

Setting the ON and OFF time as per your lifestyle; Enjoy your life easily.



The image shows a hand holding a smartphone displaying the 'Timer' application. The app interface includes a status bar at the top with 'COMA 4G 10:11 95%' and a title bar with '< Timer OK'. Below the title bar is a table for setting ON and OFF times for four zones. The table has columns for Zone1, Zone2, Zone3, and Zone4. The 'Time ON' row shows '00:00' for all zones, and the 'Time OFF' row shows '00:00' for all zones. The 'Time ON' toggle is turned on (blue), and the 'Time OFF' toggle is turned off (grey). The background of the image is a modern living room with a white sofa, two side tables with lamps, and a wooden coffee table.

	Zone1	Zone2	Zone3	Zone4
Time ON	00:00	00:00	00:00	00:00
Time OFF	00:00	00:00	00:00	00:00

Colorful world, lighting your life enjoyment

16 millions of colors change, brightness dimming, 9 color changing modes;
make your life full of color.



Control distance is not a problem now

Servers cover wide range areas; let you control your home
lights when you are far away from home

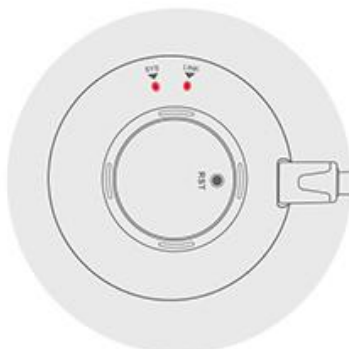


Easy linking, easy operating



1. Power Connection

Supply power for the device with USB power adapter, DC5V/500mA.




2. Smart Link Mode

Press 'RST' (The SYS indicator light flickers, the LINK indicator light flashes.)



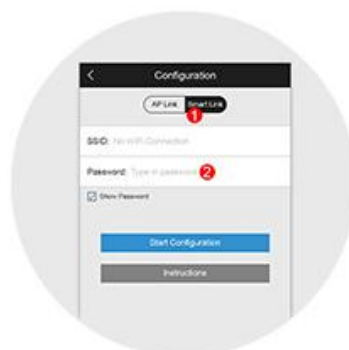
3. Wireless Connection

Make sure your phone is already connected to the wireless.



4. Enter Configuration

Open MI-light App, press  to start Configuration



5. Start Configuration

1. Switch to Smart Link surface
2. Type in your wireless password, press 'Start Configuration'

Power connection

DC5V/500mA power input



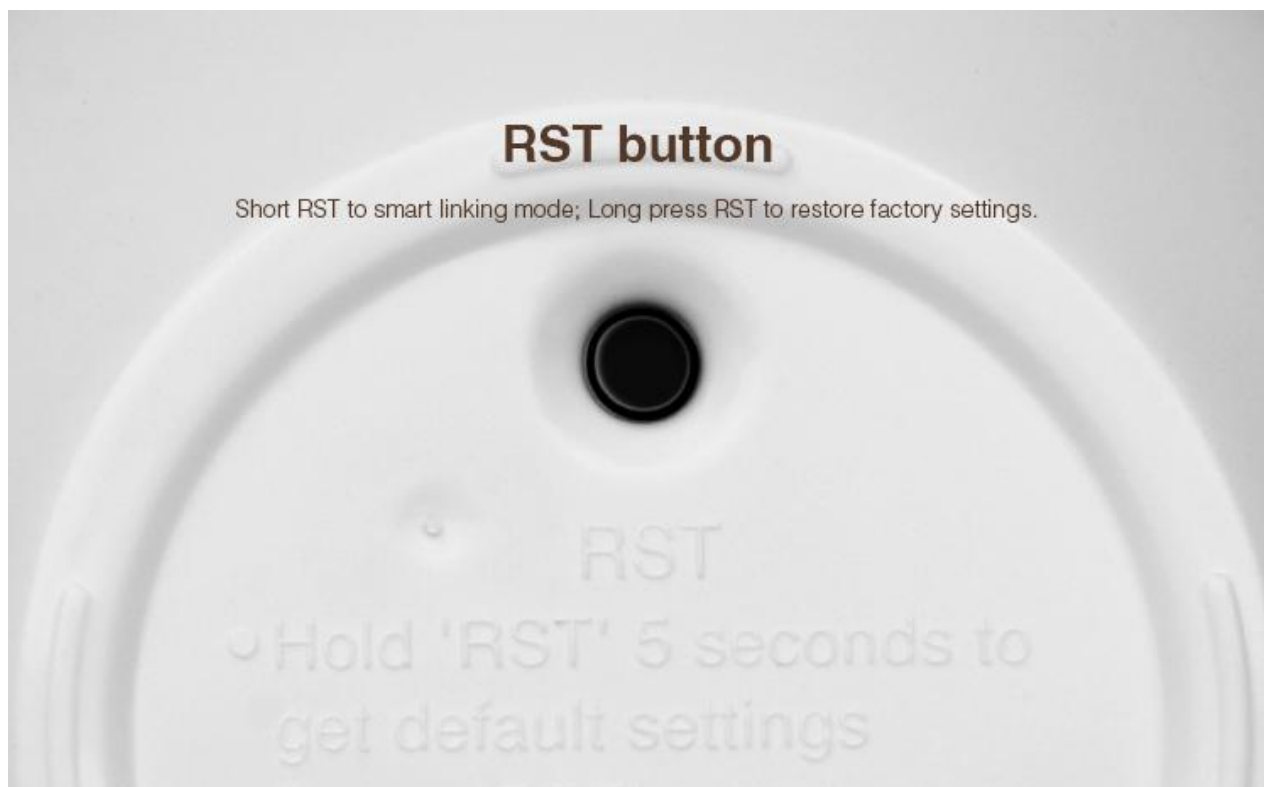
Input: DC5V/500mA

High quality PC lamp body

Made of high quality acrylic with high lighting transmitting and soft lighting.

RST button

Short RST to smart linking mode; Long press RST to restore factory settings.



SYS/LINK indicating lamp

Guiding with indicating lamp; Easy operation.

