


Link to the product: <https://stair-lighting.com/profile-led-werkin-p-1731.html>

Profile LED WERKIN

Price	20.91 Euro
Availability	Available
Shipping time	4 days
Number	1731
Manufacturer	KLUS

Product description

Important Information

The purchase a piece in the store means the purchase 1 linear meter of the profile or cover

If you want to buy a profile that has a length of 2 meters you have to buy 2 pieces, 3 meters you have to buy 3 pieces, and the multitude of quantity when ordering.

The total length of the aluminum profile or the panel to the profile - is the total quantity of the piece number that was bought in the store.

The choice of the appropriate shipping method will take place at the end of the order process.

[The details of the shipping method and packaging of the aluminum profiles you will find here \(click in the link\)](#)

Aluminum profile

The product you have selected contains only - aluminum profile - does not include the accessories located in the Accessories tab.

Additional accessories like covers, end caps, electricity conductive end cap, mounting bracket, fasteners, mounting springs, proximity switch, micro switch, mounting system and others are available under "Accessories".

If you are interested in longer lengths than one meter, write to us we will quote the delivery cost to you. Transport companies expect additional charges for long shipments.

For each country is different maximum length of the profile that we can send. It does not depend on us only by courier.

We also do service cutting aluminum profiles to the indicated size - write or call get comprehensive information.

Profile uniwersalne do montażu na powierzchni, wbudowania lub podwieszenia /
Universalprofile zur Aufputz, Unterputzmontage oder zum Abhängen

WERKIN

REF. 18025



Niewidoczne źródło światła.
Estetyczna forma.
Łatwość serwisowania.

PRZEZNACZENIE PRODUKTU:

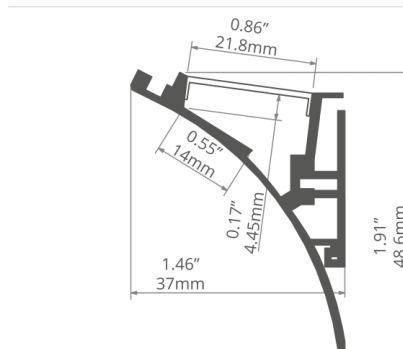
- do budowy opraw kinkietowych z ukrytym źródłem światła.

MONTAŻ:

- za pomocą listwy montażowej, przytwierdzonej do płaszczyzny odpowiednio dobranymi wkrętami,
- połączenie listwy z oprawą na klik z zastosowaniem sprężyny BLOK.

DODATKOWE INFORMACJE:

- do zastosowań wewnętrznych.



Unsichtbare Lichtquelle.
Ansprechende Form.
Wartungsleicht.

ANWENDUNG

- zur Montage von Wandleuchten mit versteckter Lichtquelle


MONTAGE

- mit Montageleisten, die mit angepassten Schrauben am Boden verschraubt sind
- Einrastverbindung der Montageleiste mit der Leuchte mithilfe der Feder BLOK

ZUSÄTZLICHE INFORMATIONEN

- für Innenanwendungen

profil / Profil

długość / Länge	szerokość LED / LED-Breite	wykończenie powierzchni / Oberfläche	numer artykułu / Artikelnummer
1 m	14 mm	 Srebrny anodowany / Silber eloxiert	18025ANODA_1
2 m			18025ANODA_2
3 m			18025ANODA_3

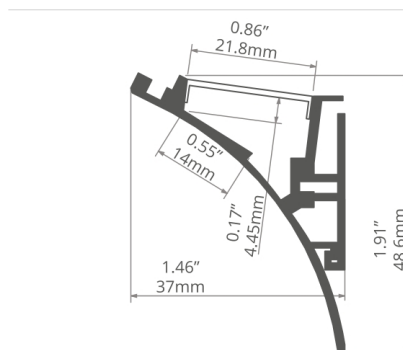
akcesoria / Zubehör

osłony mleczne / opale Abdeckungen	zaślepki szare / graue Endkappen	łączniki / Verbindungsstücke	sprężyny mocujące / Befestigungsfedern
HS-22 17011	WERKIN-P 24140	ZM-180 42717	BLOK 42731
LIGER-22 17032V1	WERKIN-L 24141		
osłony przezroczyste / transparente Abdeckungen			inne akcesoria / sonstiges Zubehör
HS-22 17022			MP-22 MASKOW- NICA / GRILL 17167
osłony mrożone / transparente matte Abdeckungen			
MUN-22 17042			
osłony czarne / schwarze Abdeckungen			
LIGER-22 17044			

Universal Extrusions for surface mount, recessed or suspended applications /
Perfiles universales para aplicaciones de montaje en superficie, empotradas o suspendidas

WERKIN

REF. 18025



Concealed source of light.
Appealing form.
Easy servicing.

APPLICATION

- for construction of wall lamps with a concealed source of light.

ASSEMBLY

- with a mounting strip fixed to the surface with appropriately selected screws.
- the fixture is snapped into the mounting strip with the use of BLOK spring.

ADDITIONAL INFORMATION

- for indoor use.



Fuente de luz oculta.
Forma atractiva.
Fácil mantenimiento.

APLICACIÓN

- montaje de una luminaria dedicado encajándolo.

MONTAJE

- con una tira de montaje fijada a la superficie con tornillos debidamente seleccionados.
- la luminaria se ha encajado en la tira de montaje con el uso de BLOK muelles.

INFORMACIÓN ADICIONAL

- para uso en interiores.

extrusion / perfil

length / longitud	space for LED strip / espacio para tira de LED	surface finish / terminado de superficie	reference number / número de artículo
39.4" / 1 m	0.55" / 14 mm	● Silver anodized / Ánodo de plata	18025ANODA_1
78.7" / 2 m			18025ANODA_2
118" / 3 m			18025ANODA_3

accessories / accesorios

frosted covers / difusores escarchadas	grey end caps / tapas finales gris	connectors / conectores	mounting springs / resortes de montaje
HS-22 17011	WERKIN-P 24140	ZM-180 42717	BLOK 42731
LIGER-22 17032V1	WERKIN-L 24141		
clear covers / difusores transparentes			other accessories / otros accesorios
HS-22 17022			MP-22 MASKOWNI- CA / GRILL 17167
semi-transparent covers / difusores semitransparente			
MUN-22 17042			
black covers / difusores negro			
LIGER-22 17044			

The system WERKIN - includes a set of two profiles. They are used in highlighting monolithic ceilings and walls located in the interiors of homes, and more. Mounting structure is possible in many systems, depending on the needs of the customer, it may be in a horizontal position, vertical, and it can be to create a variety of polygonal figures.

Fittings consists of two separate sections: OWERKIN and TEKIN. Each of them has been assigned to another function, and so OWERKIN profile is a function of LED fixtures, while the profile TEKIN is the usual screed.

To the user's selection it is possible to use the profile OWERKIN in two versions. In this case, the first of which is optional in color aluminum, or possibly also lacquered version. It is worth noting that in this version of the entire assembly mounted at a later time may be subject to dismantling.

The second version of the application profile OWERKIN is to put it in the plane of the finish, to which it is attached (we are talking about a possible filling and painting). Such a use makes it visually structure is integrated, technically as well as the wall or the ceiling (depending on the place in which it is placed). You have to bear in mind that with such finishing profile can not be subject to dismantling and when something fails it possible service must be made at the installation location of the structure.

Installation profile is very simple and quick to perform. Setting OWERKIN attached to the strip TEKIN the so-called. "Click" using for this purpose a special spring BLOCK.

Profile OWERKIN may also be linked to length and in such a case, it is equipped with small castles, in which you must enter attachments ZM, which will aim to strengthen the entire structure.

In the plane profile, which is adjacent to the mounting levels it is a small castle. It performs an extremely important function for hook springs GP, without which installation OWERKIN to the surface of the walls and ceilings made of plastic cardboard - plaster moldings without mounting would prove impossible.

It is recommended that the profile of buy milk cap LIGER 22, and light gray end caps WERKIN (left and right), which will be the perfect complement to the whole.

All the necessary elements that could be used for assembly and finishing construction, and are not complete without a problem can be found on our website under "Accessories".

We invite you to familiarize yourself with our offer.


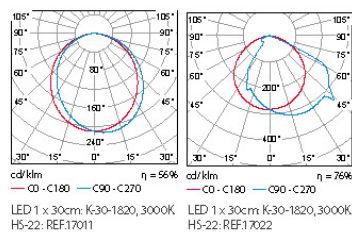
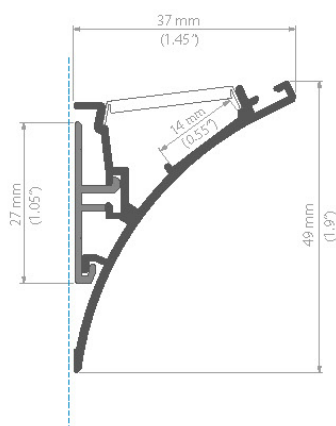
0.1 / Profile do montażu na powierzchni / Surface mount extrusions / Profile zur Montage auf der Oberfläche

WERKIN-KPL

PL / Tworzenie linii i kompozycji wielokątnych efektywnie podświetlających powierzchnie ścian i sufitów. **Niewidoczne źródło światła.**

EN / Creation of lines and polygonal compositions that effectively illuminate surfaces of walls and ceilings. **Invisible light source.**

DE / Die Bildung der Linien und polygonalen Zusammensetzungen, die die Wände und Decken effektiv beleuchten. **Unsichtbare Lichtquelle.**



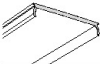
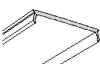

WERKIN-KPL

dlugość length Länge	szerokość paska LED LED strip width Breite LED Band	wykończenie powierzchni surface finish Oberfläche	numer artykułu article number Artikelnummer
1m (standard) 2m (standard) 3m (standard) 3 - 6m *	1 x LED strip max. 10,8 mm	● anodowany / anodized / eloxiert	18025ANODA





* Na specjalne zamówienie / Special order / Sonderbestellung.

akcesoria / accessories / zubehör



OSŁONKI / COVERS / ABDECKUNGEN

	LIGER-22	tworzywo optyczne, linia światła / optical material, line of light / optisches Material, Lichtlinie	1m, 2m, 3m (standard)	PC	mleczna / frosted / opak	17032
	MUN-22	Redukuje zjawisko ośnienia (UGR) przy zachowaniu do 95% przepuszczalności światła / Reduces glare (UGR) while retaining upto 95% light transmission / reduziert Blendung (UGR) bei Behaltung bis zu 95 % Lichtdurchlässigkeit	1m, 2m, 3m (standard)	PC	mroźona / semitransparent / transparent matt	17042
	HS-22	certyfikat UV, dobra klasa ognioodporności / UV certificate, good class of refractory – resistance / UV-Zertifikat, gute Feuerwiderstandsklasse	1m, 2m, 3m (standard)	PC	mleczna / frosted / opak przezroczysta / transparent	17011 17022

ZASŁEPKI / END CAP / ENDKAPPEN

	WERKIN WP	zaślepka podstawowa / basic end cap / Endkappe	PP		jasno szara / light gray / hellgrau	24140
	WERKIN WL	zaślepka podstawowa / basic end cap / Endkappe	PP		jasno szara / light gray / hellgrau	24141

AKCESORIA MONTAŻOWE / MOUNTING ACCESSORIES / MOUNTING ACCESSORIES

	BLOK	sprężyna / mounting spring / Flachfeder,	stal / steel / Edelstahl			42731
	ZM-180	łącznik / connector / Verbindungsstück	stal / steel / Edelstahl			42717

