

Link to the product: <https://stair-lighting.com/profile-led-lit-l-p-1937.html>

## Profile LED LIT-L

Price	<b>18.65 Euro</b>
Availability	<b>Available</b>
Shipping time	<b>4 days</b>
Number	<b>1937</b>
Manufacturer	<b>KLUS</b>

### Product description

#### Important Information

The purchase a piece in the store means the purchase 1 linear meter of the profile or cover

If you want to buy a profile that has a length of 2 meters you have to buy 2 pieces, 3 meters you have to buy 3 pieces, and the multitude of quantity when ordering.

The total length of the aluminum profile or the panel to the profile - is the total quantity of the piece number that was bought in the store.

The choice of the appropriate shipping method will take place at the end of the order process.

[The details of the shipping method and packaging of the aluminum profiles you will find here \(click in the link\)](#)

#### Aluminum profile

The product you have selected contains only - aluminum profile - does not include the accessories located in the Accessories tab.

Additional accessories like covers, end caps, electricity conductive end cap, mounting bracket, fasteners, mounting springs, proximity switch, micro switch, mounting system and others are available under "Accessories".

If you are interested in longer lengths than one meter, write to us we will quote the delivery cost to you. Transport companies expect additional charges for long shipments.

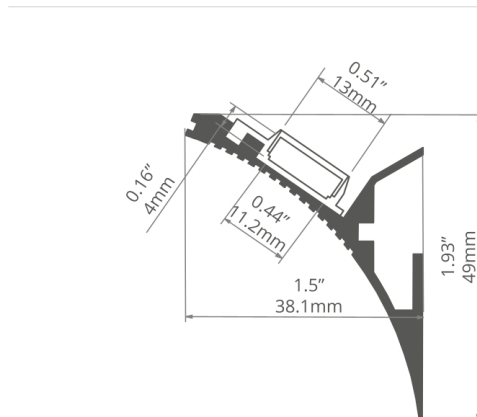

For each country is different maximum length of the profile that we can send. It does not depend on us only by courier.

We also do service cutting aluminum profiles to the indicated size - write or call get comprehensive information.

Profile uniwersalne do montażu na powierzchni, wbudowania lub podwieszenia /  
Universalprofile zur Aufputz, Unterputzmontage oder zum Abhängen

## LIT-L

REF. 18033



Niewidoczne źródło światła i elementy aluminiowe.  
Estetyczna forma.  
Łatwość serwisowania.

### PRZEZNACZENIE PRODUKTU:

- do tworzenia różnorodnych kompozycji świetlnych zintegrowanych z powierzchnią montażu.

### MONTAŻ:

- za pomocą wkrętów odpowiednio dobranych do rodzaju podłoża a następnie profil pokryty gładzią gipsową,
- wykończenie materiałem zastosowanym na powierzchni montażu.

### DODATKOWE INFORMACJE:

- odcinki profilu można łączyć łącznikami ZM.



Unsichtbare Lichtquelle und Aluteile.  
Ansprechende form.  
Wartungsleicht.

### ANWENDUNG

- zum Erstellen einer Vielzahl von Lichtkompositionen, die in die Montagefläche integriert sind

### MONTAGE

- mit an die Montagefläche angepassten Schrauben, dann das Profil mit Feinputz bedecken
- Oberflächenausführung mit dem auf der Montagefläche verwendeten Material

### ZUSÄTZLICHE INFORMATIONEN


- Profilabschnitte können auch mit Anschlüssen ZM kombiniert werden ZM

### profil / Profil

długość / Länge	szerokość LED / LED-Breite	wykończenie powierzchni / Oberfläche	numer artykułu / Artikelnummer
1 m	10 mm	● Nieanodowany (surowe aluminium) / Nicht eloxiert (Aluminium Natur)	<b>18033NA_1</b>
2 m			<b>18033NA_2</b>
3 m			<b>18033NA_3</b>

### akcesoria / Zubehör

osłony mleczne / opale Abdeckungen		łączniki / Verbindungstücke	
KA	<b>17035</b>	ZM-NA-180	<b>42724</b>
KA-COM	<b>17121</b>	ZM-NA-90	<b>42723</b>
HS	<b>1369</b>	ZM-NA-120	<b>42729</b>
KA-PRO	<b>17064</b>	ZM-NA-135	<b>42725</b>
		ZM-NA-PION-90	<b>42726</b>
		ZM-NA-PION-135	<b>42727</b>
osłony przezroczyste / transparente Abdeckungen		zaślepki białe / weisse Endkappen	
KA	<b>17036</b>	TELIT-L-P	<b>24180</b>
KA-COM	<b>17122</b>	TELIT-L-L	<b>24181</b>
HS	<b>1370</b>		
KA-PRO	<b>17065</b>		

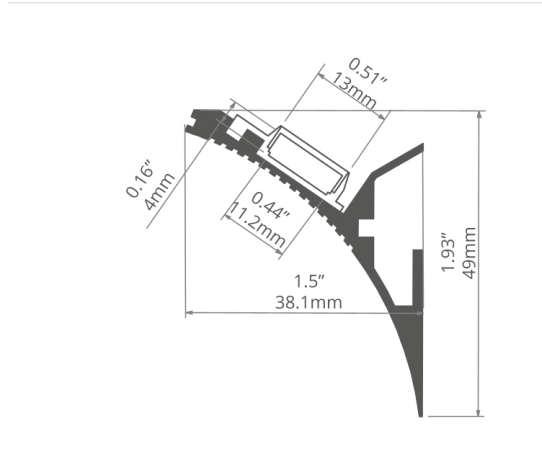





Universal Extrusions for surface mount, recessed or suspended applications /  
Perfiles universales para aplicaciones de montaje en superficie, empotradas o suspendidas

## LIT-L

REF. 18033



Concealed source of light.  
Concealed aluminum components.  
Appealing shape.  
Ease of service.

### APPLICATION

- for creating a variety of light compositions integrated with the mounting surface.

### ASSEMBLY

- using screws appropriately selected for mounting surface, and then covered with a gypsum finish.
- finishing with the material used on the mounting surface.

### ADDITIONAL INFORMATION

- sections of the extrusion can be joined with ZM connectors.



Fuente oculta de la luz, componentes de aluminio ocultos.  
Componentes de aluminio ocultos.  
Forma atractiva.  
Facilidad de servicio.

### APLICACIÓN

- para crear una variedad de composiciones ligeras integradas con la superficie de montaje.

### MONTAJE

- usando los tornillos seleccionados apropiadamente para la superficie de montaje, y después cubiertos con un final del yeso.
- Acabado con el material utilizado en la superficie de montaje.

### INFORMACIÓN ADICIONAL


- las secciones de el perfil se pueden unir con los conectores del ZM.

### extrusion / perfil

length / longitud	space for LED strip / espacio para tira de LED	surface finish / terminado de superficie	reference number / número de artículo
39.4" / 1 m	0.39" / 10 mm	Non anodized (raw) / Aluminio crudo (no anodizado)	<b>18033NA_1</b>
78.7" / 2 m			<b>18033NA_2</b>
118" / 3 m			<b>18033NA_3</b>

### accessories / accesorios

frosted covers / difusores escarchadas	connectors / conectores
KA <b>17035</b>	ZM-NA-180 <b>42724</b>
KA-COM <b>17121</b>	ZM-NA-90 <b>42723</b>
HS <b>1369</b>	ZM-NA-120 <b>42729</b>
KA-PRO <b>17064</b>	ZM-NA-135 <b>42725</b>
	ZM-NA-PION-90 <b>42726</b>
	ZM-NA-PION-135 <b>42727</b>
clear covers / difusores transparentes	white end caps / tapas finales blanco
KA <b>17036</b>	TELIT-L-P <b>24180</b>
KA-COM <b>17122</b>	TELIT-L-L <b>24181</b>
HS <b>1370</b>	
KA-PRO <b>17065</b>	



Simple to assemble, the sleek and elegant led profile is designed for surface mounting. Due to it, you can create unique ceiling lighting that will perfectly suit every room, both representative and functional. The profile can be mounted not only on ceilings, but also on vertical surfaces and on various curves, which also allows for interesting arrangement of walls or attic. The led profile allows you to create unique lighting sets that combine functionality and comfort with an extraordinary lighting effect. Combined with intelligent sensors or controllers, you can create unique lighting that will be customized according to your needs.

By investing in a led profile, you can be sure that the lighting will work reliably, efficiently and energy-efficient. Led profiles with pinned led strips provide excellent illumination of the interior and at the same time do not consume much power from the network. By replacing a traditional light source with led lighting, you invest in significant savings in the future. They work well both indoors and outdoors. Thanks to them, they can create light arrangements in homes and apartments, as well as in the office space or in public buildings. Wide use of led profiles is a guarantee that every interior will have a place for them to look perfect.

LIT-L KPL profile after installation is covered with plaster, which provides an elegant surface finish. Gives a soft, light light that creates an interesting mood inside. The profile is on a special strip, which can be easily removed so that you can quickly and easily perform service or maintenance work. Once mounted to the selected surface, the ready-made luminaire looks like an effectively arched arc from which light is drawn. Among the accessories for this profile are two types of shutter - milk or transparent. Choosing a shutter depends on the individual needs of the user. If you want to have a bright, strong light that will illuminate the interior, we recommend a transparent veil. The milky diaphragm will be perfect when the profile is to be an element of decoration and interior design. The light penetrating through the milk sheath is slightly dampened and filtered, thus creating a unique atmosphere in the interior, highlighting the elements that are worth emphasizing.

The presented profile is made from the highest quality materials and materials, ensuring trouble-free and long-lasting use. It is resistant to mechanical damage, so for many years it looks just as good as just after installation. Assembly of the profile is simple and hassle-free, so you can do it yourself. The LIT-L KPL profile consists of the ARIT-L articulated mounting strip, silicone cord and the unique ONISA profile that serves as the foundation for the LED. Assembly of the slat does not require the formation of grooves, it is enough to place the silicone rope in the selected place, and then insert the plugs. The whole structure is then covered with plaster. After completing the entire assembly, a pre-prepared ONISA luminaire is inserted into which the tape is pasted. Then just plug in the power and all the lighting will work perfectly.

LIT-L KPL is designed for a variety of accessories to ensure its smooth operation. We invite you to familiarize yourself with the elements that will guarantee trouble-free illumination of any interior. Profile LIT-L KPL is a proposal for users who care about the original, modern and comfortable interior design. Illumination using properly selected led profiles will be perfect not only as an ornament, but also as the main light source. We highly recommend modern and technologically advanced LIT-L KPL profiles.



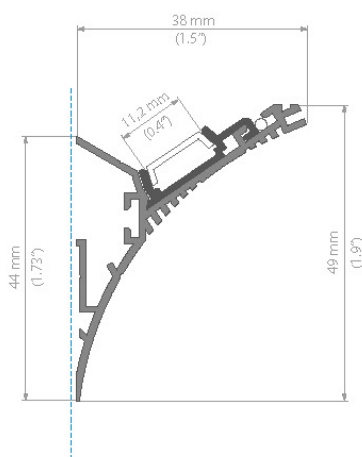
0.1 / Profile do montażu na powierzchni / Surface mount extrusions / Profile zur Montage auf der Oberfläche

## LIT-L-KPL

PL / Tworzenie kompozycji podświetlania ścian i sufitów, całkowicie z nimi zintegrowanych wizualnie. **Niewidoczne źródło światła.** Możliwość serwisowania.

EN / Creation of visually integrated wall and ceiling backlighting compositions. **An invisible light source.** Can be serviced.

DE / Die Bildung der Beleuchtung von den Wänden und Decken, die mit ihnen visuell total integriert wird. **Unsichtbare Lichtquelle.** Servicemöglichkeit



### LIT-L-KPL

dlugość length Länge	szerokość paska LED LED strip width Breite LED Band	wykończenie powierzchni surface finish Oberfläche	numer artykułu article number Artikelnummer
1m (standard) 2m (standard) 3m (standard) 3 - 6m *	1 x LED strip max. 10,8 mm	● nieanodowany (surowe aluminium) / non anodized (raw - aluminum) / nicht eloxiert (Aluminum Natur)	18033NA

\* Na specjalne zamówienie / Special order / Sonderbestellung.

akcesoria / accessories / zubehör

OSŁONKI / COVERS / ABDECKUNGEN

	K	łatwy montaż / easyto assemble / einfach zu montieren	1m, 2m, 3m (standard)	PC	mleczna / frosted / opak	1547
					przezroczysta / transparent	1548
	KA-v1	łatwy montaż / easyto assemble / einfach zu montieren	1m, 2m, 3m (standard)	PC	mleczna / frosted / opak	17035
					przezroczysta / transparent	17036
	KA-BIS	łatwy montaż, dobre rozpraszanie światła / easyto assemble, very good light dispersion / einfach zu montieren sehr gute Lichtstreuung	1m, 2m, 3m (standard)	PC	mleczna / frosted / opak	17071
					przezroczysta / transparent	17072
	KA-COM	łatwy montaż / easyto assemble / einfach zu montieren	1m, 2m, 3m (standard)	PVC	mleczna / frosted / opak	17121
					przezroczysta / transparent	17122

ZASŁEPKI / END CAP / ENDKAPPEN

	ONISA	zaślepka podstawowa / basic end cap / Endkappe	PP	 jasno szara / light gray / hellgrau	24100
---	-------	--	----	---	-------

AKCESORIA MONTAŻOWE / MOUNTING ACCESSORIES / MOUNTING ACCESSORIES

	ZM-180	łącznik / connector / Verbindungsstück	stal / steel / Edelstahl		42717
---	--------	--	--------------------------	--	-------





LIT-L-KPL





LIT-L-KPL



#### UKRYTY PROFIL

LIT-L-KPL tworzy łagodną krzywiznę na powierzchni ściany lub sufitu, spod której wydobywa się światło. Profil po zamontowaniu na powierzchni zostaje całkowicie zamaskowany tym samym wykończeniem co ściana. Źródło światła LED znajduje się na wymiowanej listwie, co umożliwia nieinwazyjne prace serwisowe.

#### HIDDEN EXTRUSION

LIT-L-KPL creates a slight curvature on the wall or ceiling surface, from under which the light comes out. After installation, on the surface, the extrusion becomes completely masked with the same finishing as the wall. LED light source is located in a removable strip, which allows for non-invasive maintenance work.

#### VERSTECKTES PROFIL

LIT-L-KPL bildet eine glatte Krümmung auf der Wand- oder Deckenoberfläche, aus der Licht herauskommt. Nach der Befestigung wird das Profil mit der gleichen Ausführung, wie die Wand bedeckt. Die LED-Lichtquelle befindet sich in der herausnehmbaren Leiste, die eine unblutige Wartung ermöglicht.

65

