

Link to the product: <https://stair-lighting.com/profil-led-gip-anodized-aluminum-p-662.html>



## Profil LED GIP - Anodized aluminum

Price	<b>9.29 Euro</b>
Availability	<b>Available</b>
Shipping time	<b>3 days</b>
Number	<b>662</b>
Manufacturer	<b>KLUS</b>

### Product description

**The GIP profile is no longer produced - the GIZA profile is produced in its place and it will be sent when ordering a GIP profile.**

#### Important Information

The purchase a piece in the store means the purchase 1 linear meter of the profile or cover

If you want to buy a profile that has a length of 2 meters you have to buy 2 pieces, 3 meters you have to buy 3 pieces, and the multitude of quantity when ordering.

The total length of the aluminum profile or the panel to the profile - is the total quantity of the piece number that was bought in the store.

The choice of the appropriate shipping method will take place at the end of the order process.

[The details of the shipping method and packaging of the aluminum profiles you will find here \(click in the link\)](#)

**Profil LED GIP** - Anodized aluminum lens cover 1m ((accessories sold separately - accessories in the section))

The product you have selected contains only - aluminum profile - does not include the accessories located in the Accessories tab.

Additional accessories like covers, end caps, electricity conductive end cap, mounting bracket, fasteners, mounting springs, proximity switch, micro switch, mounting system and others are available under "Accessories".

If you are interested in longer lengths than one meter, write to us we will quote the delivery cost to you. Transport companies expect additional charges for long shipments.

For each country is different maximum length of the profile that we can send. It does not depend on us only by courier.

We also do service cutting aluminum profiles to the indicated size - write or call get comprehensive information.

Profile for architectural LED mounted on the surface - so in other words we can call PROFILE LED GIP, which provide for sale on this page. Profile LED GIP has been designed in such a way that he was also a function of the luminaire. It is to enable easy design of lighting systems and the use of light sources with a small size.

Designers profile put on beauty.

On the surface, is a standard for attaching to the surface, which is possible due to the adhesive, wkrętom, or especially in the case of plasterboard - via spring surface.

Its distinguishing feature, however, is the selection of striking accessories, in particular milky flexible covers type of shade. Dedicated profile GIP components, whether it is square shaped, or rounded, help create beautiful, projecting from the surface of the wall / ceiling light tubes. Even more - using special fasteners, the profile may be suspended from the ceiling, thereby forming a glossy lamp that emits light very widely in three directions.

Highlights of profile

- The profile is anodized, means for you - additionally secured,
- Made of aluminum, making it durable and low weight,
- For precise installation in virtually any matter the small size of the profile,
- Design makes it easily releases the heat,

- The profile strong, additionally protected, therefore environmentally friendly
- Simple installation in many ways, depending on the destination,
- A wealth of accessories to create a beautiful luminaire
- In the bottom of the profile, you can put 1 or 2 strips of LEDs, which allows illuminate the space gently (one bar) or slightly clearer - two stripes. Such functions can be set when creating a complex remote controlled lighting systems.

#### What is anodising?

Anodizing is a chemical process involving the formation of an electrolytic oxide layer on the aluminum surface. In this way, a cured coating, suitable Metal satin matt shade. Aluminum anodizing through, beyond a relevant qualities, gains an additional corrosion protection and protection against mechanical damage. However, for the profile GIP placed by the manufacturer in the category called "beautiful light", it will be important also that the profile of the part above the surface, will be decorative (silver) character. In a word - it becomes visually.

#### Adjusting to other profiles

The profile can be mounted in the profile architectural specialist called TEKNIK also available in our shop. This is done on the basis of the click into place. Thanks to this simple solution saves time and we are comfortable, durable and professionally installed product. The latch is available in accessories dedicated profile GIP, to view and purchase the tab above the text. We can use profile BOX too.

#### Comments

Without prior preparation profile is not waterproof.

With the anodizing process can also be used outdoors.

Feel free to contact - [biuro@illuminations.pl](mailto:biuro@illuminations.pl) for additional discounts on bulk purchases.

#### Product Description:

- anodized aluminum - in the secondary in the electrolytic production of the oxide layer formed on the aluminum surface hard coating in the shade of matt satin silver, including to:
  - Protection against corrosion and mechanical damage,
  - Decorative - important when using a visual or touch.
- non-anodized aluminum - raw, without additional oxidation process used anywhere where there is a risk of scratches and the need for visual exposure and touch contact with the product.

#### Accessories:

- The shell of a Diffuser: milk / transparent; standard lengths: 1m, 2m - caps have the advantage of tried and proven in use, do not cause problems during insertion. It is important that you do not have to push, and just "wklikać". Acknowledges that any installer who values your time and the client. The difference in cost is low and the advantage is not to compare the products on the market, each having a copy in most of our products.
- Mounting: brackets for, double-sided tape (accessories)
- Ending: Plastic plug (accessory)
- Certificate: CE
- Patent rights

#### Purpose:

- for lighting and illumination using LED strips,
- interior design, furniture (building, kitchens, furniture, stairs, exhibiting (displays), set design, advertising, hotels, work stations (it is available, shaded areas) such as LED lighting stairs
- pre-treatment of the profile is not waterproof, depending on the galvanizing process can be used externally (anodized)

internally (non-anodized)

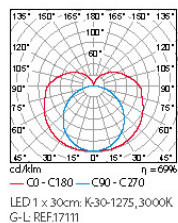
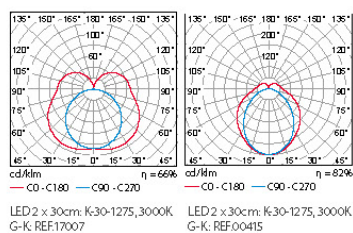
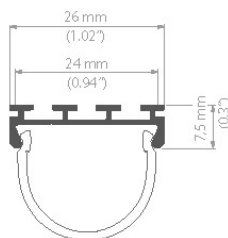
0.6 / Profile do montażu w karton-gipsie / Extrusions for mounting in drywall ceilings and walls / Profile für den Einbau in Gipskartonplatte

## GIP

PL / **Uniwersalne zastosowanie.** Możliwe podwieszanie, montaż do powierzchni lub w profilu TEKNIK.

EN / **Universal use.** Suspension, surface mount or TEKNIK extrusion mounting is possible.

DE / **Universelle Anwendung.** Mögliches Aufhängen, Montage zur Oberfläche oder im TEKNIK Profil.

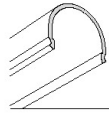
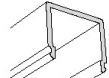


### GIP





dlugość length Länge	szerokość paska LED LED strip width Breite LED Band	wykończenie powierzchni surface finish Oberfläche	numer artykułu article number Artikelnummer
1m (standard) 2m (standard) 3m (standard) 3 - 6m *	2 x LED strip max. 10,8 mm	● anodowany / anodized / eloxiert	B4574ANODA

\* Na specjalne zamówienie / Special order / Sonderbestellung.








## OŚŁONKI / COVERS / ABDECKUNGEN

	G-L	łatwy montaż / easy to assemble / einfach zu montieren	1m, 2m, 3m (standard)	PMMA	mleczna / frosted / opak	00413
					mrożona / semitransparent / transparent matt	17008
			1m (standard) 2m (standard) 3m *		przezroczysta / transparent	17006
	G-K	łatwy montaż / easy to assemble / einfach zu montieren	1m, 2m, 3m (standard)	PMMA	mleczna / frosted / opak	17007
					mrożona / semitransparent / transparent matt	00415

## ZAŚLEPKI / END CAP / ENDKAPPEN

	GIP-L	zaślepka podstawowa / basic end cap / Endkappe	PP		jasno szara / light gray / hellgrau	00306
	GIP-K	zaślepka podstawowa / basic end cap / Endkappe	PP		jasno szara / light gray / hellgrau	00307

## AKCESORIA MONTAŻOWE / MOUNTING ACCESSORIES / MOUNTING ACCESSORIES

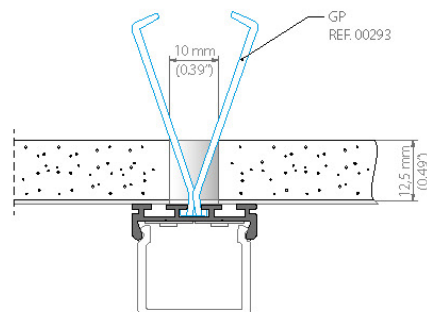
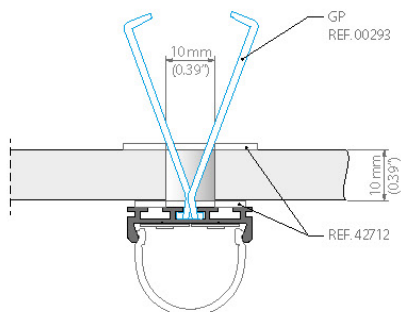
	GP	sprężyna mocująca / mounting spring / Flachfeder	stal / steel / Edelstahl			00293
		podkładki przeznaczone specjalnie do montażu w stropach Armstronga / plastic bases / kunststoffunterlegscheiben	PA			42712
	GIP	mocownik / mounting bracket / Befestigungsclip	PP			24143
	REGIP	mocownik z regulacją / mounting bracket with beam angle regulation / Befestigungsclip, einstellung des Leuchtwinkels	PP, elementy metalowe / PP, metallic elements / PP, Metallelemente			24155
	UCHO-ZM	zawieszka / fastener / Abhängung	aluminium / aluminum / Aluminium			42512
	PUSZ-PRET-ZM	zawieszka / fastener / Abhängung	stal / steel / Edelstahl			42250
	PUSZ-LIN-ZM	zawieszka / fastener / Abhängung	stal / steel / Edelstahl			42256

GIP

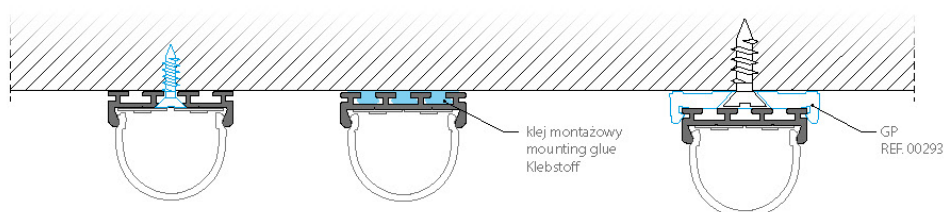


1. Podwieszany sufit Armstronga / Drop ceiling / Befestigung in abgehängter Decke

2. Karton gips / Drywall / Befestigung in Gipskarton



3. Inne sposoby montażu / Other ways of mounting / zusätzliche Montagemöglichkeit





GIP



185

GIP







#### ZASILANIE BEZ WIDOCZNEGO KABLA


Profil można podwiesić na specjalnie do tego przeznaczonych zawieszakach PUSZ. Są one tak skonstruowane, że przenoszą obciążenie pomiędzy oprawą oświetleniową a linką stanowiącą element zawieszenia oprawy. Za pomocą tych zawieszek profil można podwieszać na linkach stalowych oraz na prętach stalowych. Pręty te mogą przenosić zasilanie dzięki czemu zostaje wyeliminowany nieestetyczny kabel zasilający.

#### VISIBLE POWER CABLE IS ELIMINATED

The extrusion may be suspended on special PUSZ fasteners, intended for this purpose. Their construction allows for transfer of the load between the lighting fixture and suspension wire. Using these fasteners, the extrusion may be suspended on steel wires or rods. The rods may transfer the power, thus eliminating the unaesthetic power supply cable.

#### OHNE SICHTBARES VERSORGUNGSKABEL

Das Profil kann mit den dazu geeigneten Befestigungen PUSZ aufgehängt werden. Sie sind so gestaltet, dass sie die Last zwischen der Leuchte und dem Befestigungsseil übertragen. Mit diesen Befestigungen kann das Profil auf den Stahlseilen und den Stahlstäben aufgehängt werden. Die Stäbe können die Versorgung übertragen, wodurch das unästhetische Kabel beseitigt wird.



#### BARDZO PROSTE PODWIESZANIE

Tego typu mocowanie nie przenosi zasilania, wymagany jest osobny kabel zasilający, jednak jego zaletą jest prostota i łatwość montażu. UCHO-ZM służy jako zaczep do współdziałania z ogólnie dostępnymi na rynku elementami typu: haczyki, karabińczyki, szelki, linki, zaciski do linek, łańcuszki, itp.

#### VERY SIMPLE SUSPENSION

This type of mounting does not transfer power so a separate power cable is required; however, simplicity and ease of assembly are its advantages. The UCHO-ZM acts as a latch to be used with elements generally available on the market, such as: hooks, carabiners, shackles, ropes, clamps for ropes, chains etc.

#### SEHREINFACHES AUFHÄNGEN

Diese Befestigung überträgt die Versorgung nicht, dazu ist ein getrenntes Kabel erforderlich. Seine Montage ist sehr einfach. Die Öse UCHO-ZM dient als Haken für die im Handel allgemeinen erhältlichen Elementen wie: Haken, Karabiner, Schäkkel, Kabel, Anschlussklemmen für Drähte, Ketten u. a.



GIP PROFIL	długość length Länge	szerokość paska LED LED strip width Breite LED Band	wykończenie powierzchni surface finish Oberfläche	numer artykułu article number Artikelnummer
	1m (standard) 2m (standard) 3m * 3 - 6m **	2 x LED strip max. 10 mm	anodowany anodized eloxiert	B4574

**OSŁONKI / COVERS / ABDECKUNGEN**

**G-L**



1m (standard)	mleczna matowa / frosted matte / opak	00413
2m (standard)		
3m *	przezroczysta / transparent	17006

**G-K**



1m (standard)	mleczna matowa / frosted matte / opak	17007
2m (standard)		
3m *	przezroczysta matowa / transparent matte / transparent matt	00415

**GIP - ZAŚLEPKA / END CAP / ENDKAPPE**

00306



00307



**SPRĘŻYNA MOCUJĄCA / MOUNTING SPRING / FLACHFEDER**

GP

00293



**TEKNIK - ZATRZASK / CLIP / VERRIEGELUNG**

24003



**PODKŁADKI / PLASTIC BASES / KUNSTOFFUNTERLEGSCHEIBEN**

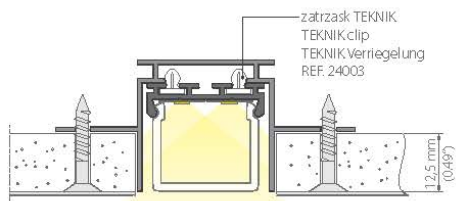
42712



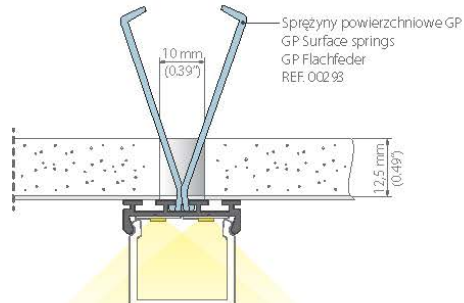
LED Profile

\* Dostępne po uzgodnieniu z działem handlowym / Available by arrangement with sales department /  
verfügbar nach Absprache mit dem Vertrieb.  
\*\* Na specjalne zamówienie / Special order / Sonderbestellung.

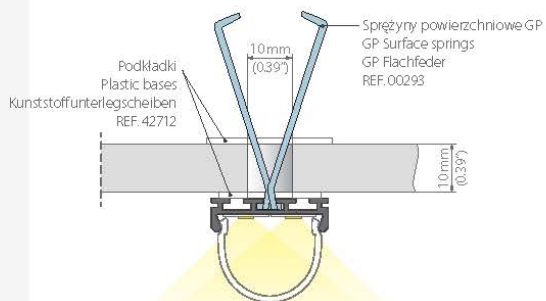
A Karton gips / Drywall / Befestigung in Gipskarton




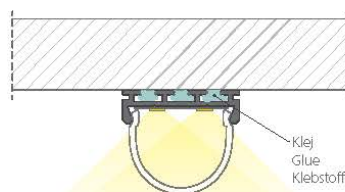
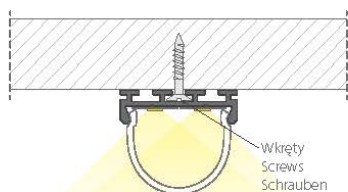
B Karton gips / Drywall / Befestigung in Gipskarton



C Podwieszany sufit Armstronga / Drop ceiling / Befestigung in abgehängter Decke



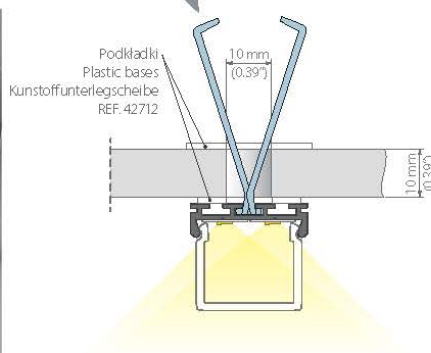
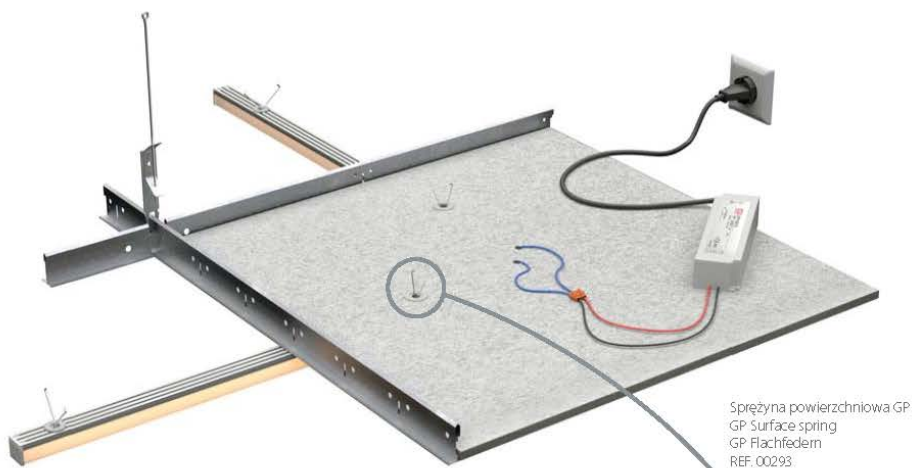
D Inne sposoby montażu / Other ways of mounting / zusätzliche Montagemöglichkeit



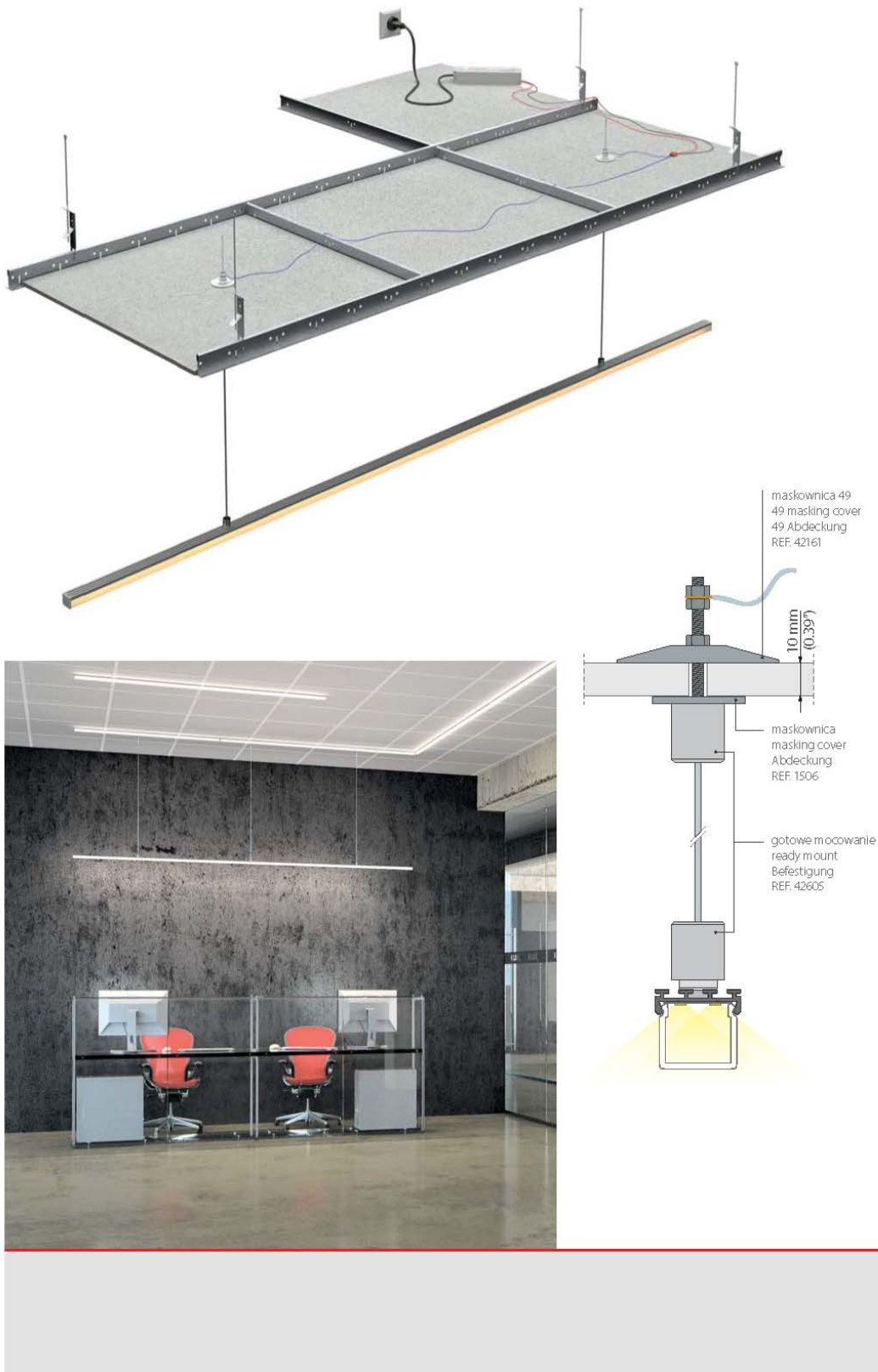
## GIP

48

Montaż opraw do stropu Armstronga przy pomocy sprężynek / GIP fixtures mounted to drop ceiling with the use of mounting springs /  
GIP Leuchten montieren mit Hilfe der Flachfedern



Przykład zamocowania i podłączenia oprawy wiszącej w stropie Armstronga / Example of mounting and wiring of the GIP suspended fixture in drop ceiling / Beispiel der Montage und Verkabelung einer GIP Leuchte an einer abgehängten Decke







GIP + cover G-K  
B4574 + 00415



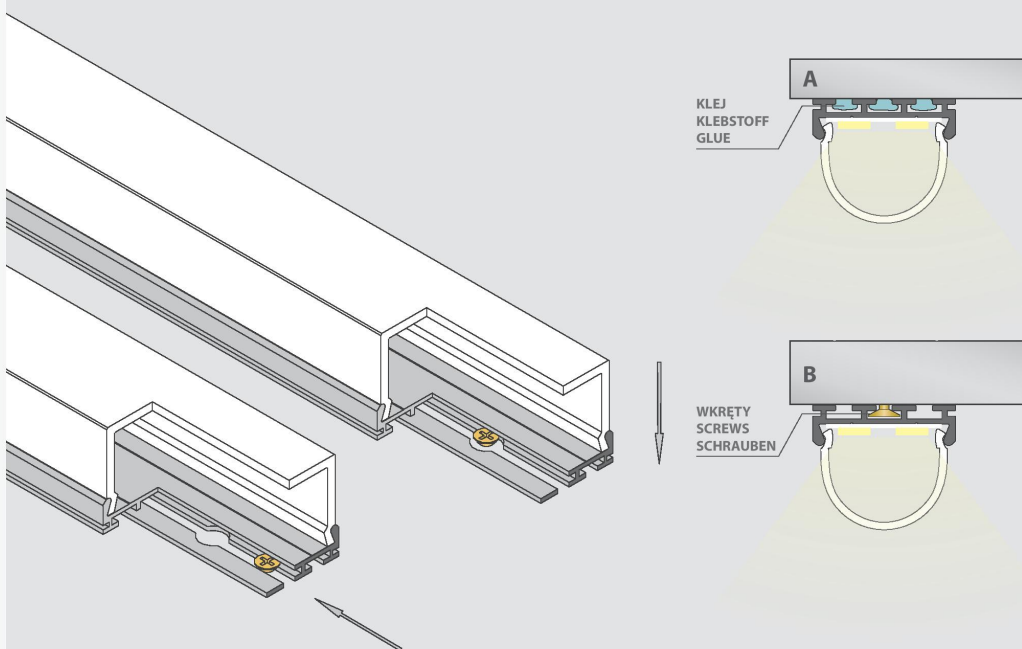
GIP + cover G-L  
B4574 + 00413



GIP + cover G-K + END CAP  
B4574 + 00415 + 00307



GIP + cover G-L + END CAP  
B4574 + 00413 + 00306



\* Die Angaben in unserem Katalog entsprechen dem Stand bei Drucklegung, sind unverbindlich und dienen ausschließlich zu Informationszwecken.  
Wir behalten uns vor, jederzeit Änderungen an unseren Produkten vorzunehmen.

