

Link to the product: <https://stair-lighting.com/profiel-tetra-43-p-1404.html>

Profiel TETRA-43

Price	9.32 Euro
Availability	Available
Shipping time	5 days
Number	1404
Manufacturer	KLUS

Product description

Important Information

The purchase a piece in the store means the purchase 1 linear meter of the profile or cover

If you want to buy a profile that has a length of 2 meters you have to buy 2 pieces, 3 meters you have to buy 3 pieces, and the multitude of quantity when ordering.

The total length of the aluminum profile or the panel to the profile - is the total quantity of the piece number that was bought in the store.

The choice of the appropriate shipping method will take place at the end of the order process.

[The details of the shipping method and packaging of the aluminum profiles you will find here \(click in the link\)](#)

The product you have selected contains only - aluminum profile - does not include the accessories located in the Accessories tab.

Additional accessories like covers, end caps, electricity conductive end cap, mounting bracket, fasteners, mounting springs, proximity switch, micro switch, mounting system and others are available under "Accessories".



If you are interested in longer lengths than one meter, write to us we will quote the delivery cost to you. Transport companies expect additional charges for long shipments.

For each country is different maximum length of the profile that we can send. It does not depend on us only by courier. We also do service cutting aluminum profiles to the indicated size - write or call get comprehensive information.

Profile uniwersalne do montażu na powierzchni, wbudowania lub podwieszenia /
Universalprofile zur Aufputz, Unterputzmontage oder zum Abhängen

TETRA-43

REF. W4476



Uproszczenie montażu profilu TRIADA.

PRZEZNACZENIE PRODUKTU:

- listwa montażowa dla profilu TRIADA. Tworzy przepust dla przewodów zasilających (max \varnothing 3.1 mm).

MONTAŻ:

- za pomocą wkrętów odpowiednio dobranych do rodzaju podłoża.



Vereinfachung der Montage des Profils TRIADA.

ANWENDUNG

- Montageleiste für das Profil TRIADA. Sie bildet eine Durchführung für Versorgungskabel (max. \varnothing 3.1 mm)

MONTAGE

- mit Schrauben angepasst an den Untergrund

profil / Profil

długość / Länge	wykończenie powierzchni / Oberfläche	numer artykułu / Artikelnummer
1 m	● Srebrny anodowany / Silber eloxiert	W4476ANODA_1
2 m		W4476ANODA_2
3 m		W4476ANODA_3

akcesoria / Zubehör

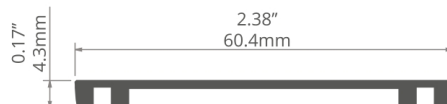

zaślepki szare / graue Endkappen	
TETRA-43	24044
zaślepki metalizowane / metallisierte Endkappen	
TETRA-43	24058
zawieszki / Befestigungen	
PUSZ-PRET-MR	42252
PUSZ-LIN-MR	42258
inne akcesoria / sonstiges Zubehör	
ZATRZASK TEKNIK / TEKNIK EINRASTER	24003
profil / Profil	
TRIADA	B4476



Universal Extrusions for surface mount, recessed or suspended applications /
Perfiles universales para aplicaciones de montaje en superficie, empotradas o suspendidas

TETRA-43

REF. W4476



Simplifies mounting a dedicated TRIADA lighting fixture.

APPLICATION

- mounting a dedicated lighting fixture by snapping it.

ASSEMBLY

- surface mount with appropriately selected screws for the mounting surface.
- the dedicated lighting fixture is snapped into the mounting strip.

ADDITIONAL INFORMATION

- the space inside the strip is (max \varnothing 0.12" / 3.1 mm).

extrusion / perfil

length / longitud	surface finish / terminado de superficie	reference number / número de artículo
39.4" / 1 m	● Silver anodized / Ánodo de plata	W4476ANODA_1
78.7" / 2 m		W4476ANODA_2
118" / 3 m		W4476ANODA_3

accessories / accesorios

grey end caps / tapas finales gris	
TETRA-43	24044
metalized end caps / tapas finales metalizados	
TETRA-43	24058
fastener / soportes	
PUSZ-PRET-MR	42252
PUSZ-LIN-MR	42258
other accessories / otros accesorios	
TEKNIK LATCH / CLIP	24003
extrusions / perfiles	
TRIADA	B4476



If you are interested in sections longer than 1 meter write a letter will quote the delivery cost to you. Transport companies expect additional charges for long shipments.

For each country it is different from the maximum length of the profile that we can send. It does not depend on us only by courier.

We also service cutting aluminum profiles to the specified dimension - write or call get comprehensive information.

Profile TETRA-43 is a high-grade aluminum slat assembly. The fact that it has undergone a double anodizing is well protected against the process of corrosion and mechanical damage to which it is exposed during use. You will not need to worry about durability.

There are two versions, the first of which is the strip TETRA-43, which makes the set (bar + profile) is increased by 4,3mm and a second higher strip TETRA-78 booster set (bar + profile) of 7.8 mm.

Profile TETRA-43 is a low profile screed dedicated TRIADA. The aluminum strip makes installation profile. When complete, the two profiles (43 and TETRA-TRIADA) therebetween not high create a channel through which the wire can be performed, and its cross section will amount to max. fi 5mm. As a result, the cable will be removed from sight and will not be disturbed during use.

Fastening profile TRIADA TETRA-strip 43 is performed by using a specially adapted clips made of a plastic material recommended to be set in pairs. By design characterized by durability, pair of clips to be used as exactly as 20cm, so you can achieve the desired effect.

It is worth noting that the strip TETRA-43 has its own cap, which is part of the complementary fashion caps TRIADA.

Additionally, as additional accessories dedicated to the assembly strip are traditional, as well as metallized polypropylene plugs, which can easily be found in our shop.

To be able to go to the assembly of the whole structure, select the preferred substrate for this purpose. Ideally, the ground was flat, making it easier to complete the installation. However, if you decide to choose a surface that has numerous irregularities that screws should be located in places where the profile and substrate adjacent to each other (in the protuberances).

Fixing profile TETRA-43 takes place by means appropriate to the ground screws, which are generally in the "Accessories". The groove in the inner part of the profile perfectly sets the place where you should be drilling holes for screws.

For those interested, including strip profile can be attached using a special part of the fastening system, which, together with optional elements can be found on our website.

We invite you to familiarize yourself with our offer.


0.1 / Profile do montażu na powierzchni / Surface mount extrusions / Profile zur Montage auf der Oberfläche

TETRA-43

PL / **Listwa montażowa** dla profilu TRIADA. Tworzy przepust dla przewodów zasilających (max \varnothing 5 mm).

EN / **Mounting strip** for TRIADA extrusion. Creates a cableway for power supply cables (max \varnothing 5 mm).

DE / **Die Montageleiste** für das Profil TRIADA. Sie bildet eine Durchführung für Versorgungsleitungen (max. \varnothing 5 mm).




TETRA-43

dlugość length Länge	wykończenie powierzchni surface finish Oberfläche	numer artykułu article number Artikelnummer
1m (standard)	● anodowany / anodized / eloxiert	W4476ANODA
2m (standard)		
3m (standard)		
3 - 6m *		

* Na specjalne zamówienie / Special order / Sonderbestellung.

akcesoria / accessories / zubehör

ZAŚLEPKI / END CAP / ENDKAPPEN

 TETRA-43	zaślepka podstawowa / basic end cap / Endkappe	PP	jasno szara / light gray / hellgrau	24044
		PP	metalizowana / metalised / metallisiert	24058

AKCESORIA MONTAŻOWE / MOUNTING ACCESSORIES / MOUNTING ACCESSORIES

	zatrząsek TEKNIK / TEKNIK clip / TEKNIK clip	POM - tworzywo sztuczne / plastic / Kunststoff	24003
---	--	--	-------

PROSTY MONTAŻ

Profil TRIADA mocowany jest do listwy TETRA-43 na "klik" za pomocą kilku par tworzywowych zatrząsek TEKNIK. Zatrząski osadzone są w listwie TETRA-43. Możliwe jest również późniejsze wyklnięcie profilu TRIADA w celach serwisowych.

SIMPLE MOUNTING

TRIADA extrusion is mounted to the TETRA-43 strip by "snapping it" into position using several pairs of plastic TEKNIK clips which are placed in the TETRA-43 strip. It is possible to detach the STOS extrusion for maintenance purposes in the future.

EINFACHE MONTAGE

Das Profil TRIADA wird an die Leiste TETRA-43 mit ein paar Kunststoffverschlüsse TEKNIK mit "Klick-IT" befestigt. Es ist möglich, das Profil TRIADA später für Servicezwecke zu trennen.



TETRA Profil mocujący Mounting profile Befestigungsprofile

74

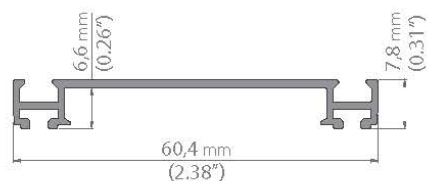


TETRA-43 PROFIL	długość length Länge	wykończenie powierzchni surface finish Oberfläche	numer artykułu article number Artikelnummer
	1m (standard) 2m (standard) 3m * 3 - 6m **	anodowany anodized eloxiert	W4476

TETRA-43 - ZAŚLEPKA / END CAP / ENDKAPPE



TEKNIK - ZATRZASK / CLIP / VERRIEGELUNG



TETRA-78 PROFIL	długość length Länge	wykończenie powierzchni surface finish Oberfläche	numer artykułu article number Artikelnummer
	1m (standard) 2m (standard) 3m * 3 - 6m **	anodowany anodized eloxiert	W4508

TETRA-78 - ZAŚLEPKA / END CAP / ENDKAPPE



TEKNIK - ZATRZASK / CLIP / VERRIEGELUNG



LED Profile

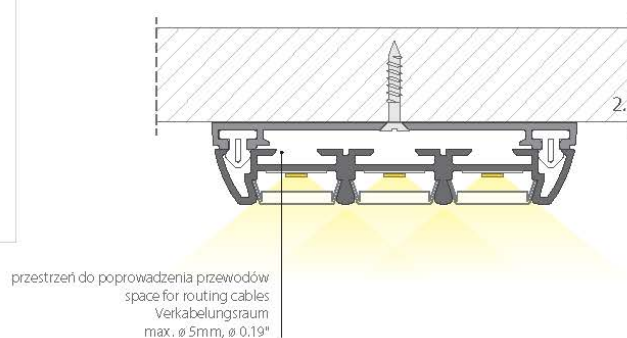
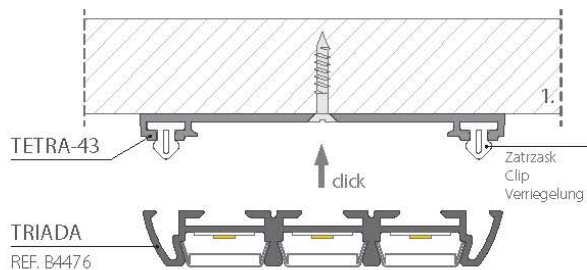
* Dostępne po uzgodnieniu z działem handlowym / Available by arrangement with sales department /
verfügbar nach Absprache mit dem Vertrieb.

** Na specjalne zamówienie / Special order / Sonderbestellung.

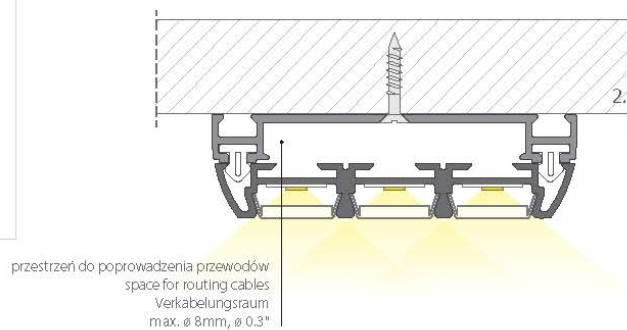
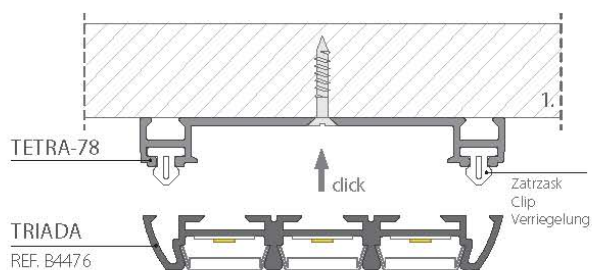
TETRA

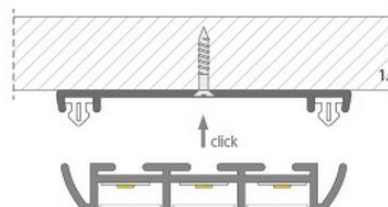
75

TETRA-43

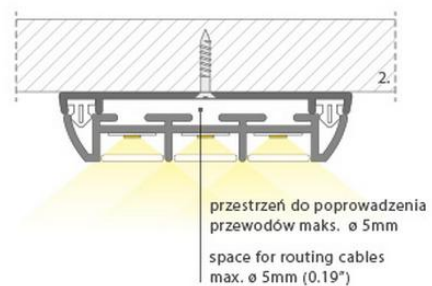


TETRA-78





PROFIL TETRA-43



PROFIL TETRA-43

