

Link to the product: <https://stair-lighting.com/l4-miboxer-4-channel-dimmer-010v-p-2122.html>



## L4 Miboxer - 4-channel dimmer 0~10V

Price	<b>38.80 Euro</b>
Availability	<b>Available</b>
Shipping time	<b>4 days</b>
Number	<b>2122</b>
Manufacturer	<b>Mi.Light</b>

### Product description

Product Name: 4-Channel 0~10V Panel Dimmer  
 Model No.: L4  
 Input Voltage: AC100~240V  
 Output Voltage: 0~10V  
 Output Current: Max. 20mA/Channel  
 Working Temperature: -20~60°C  
 Size: 86\*86\*28mm

**Mi·Light®**  
LEADER OF SMART LIGHTING

## 4-Channel 0~10V Panel Dimmer

**0 ~ 10V**  
signal output

**1~4 channel**  
independent control

**256 grades**  
brightness dimming



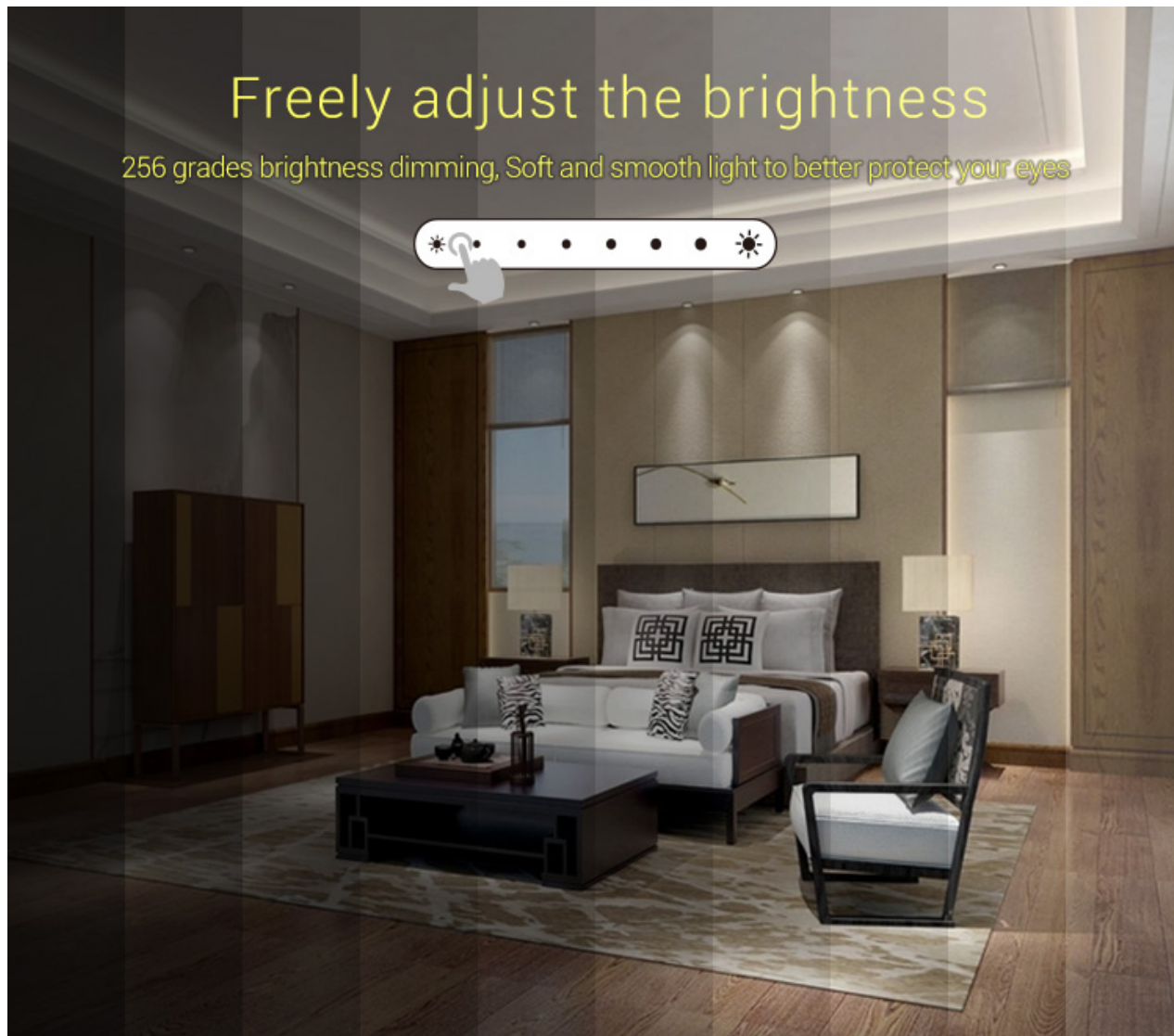
# 4 channels output, independent control

4 channels output, 1~4 channel independent control,  
satisfy your more requirements



# Freely adjust the brightness

256 grades brightness dimming, Soft and smooth light to better protect your eyes



## Sensitive touching

High precision Capacitive touch screen IC.  
Touch Screen is very stable

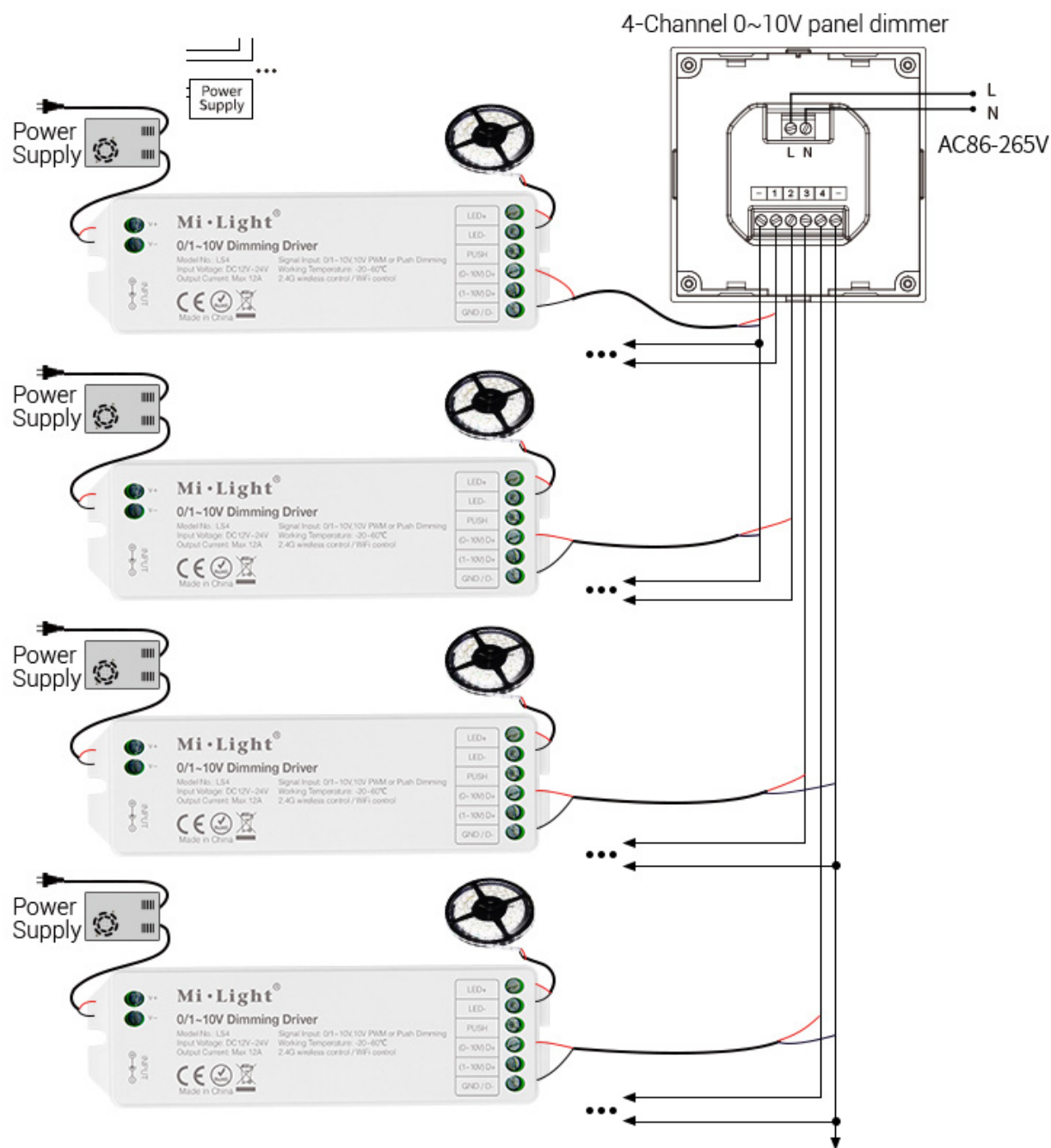


## High-end tempered glass panel

Tempered glass panel, scratching and crushing resistance

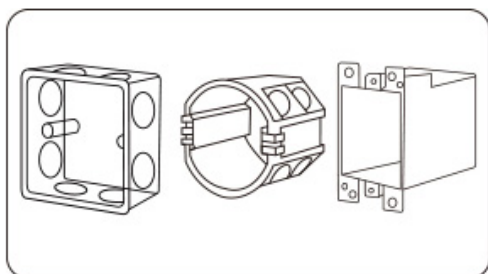


# Connection Diagram

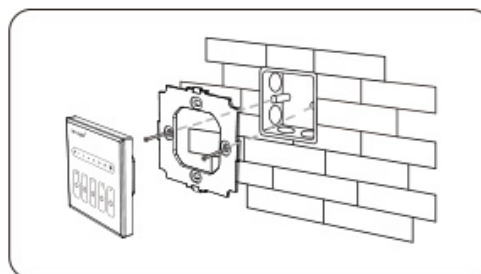





## Installation / Dismantlement



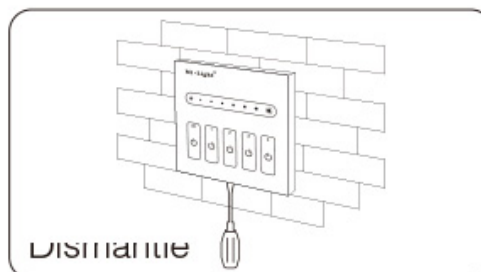
Install the bottom case into the wall; Above are the standard bottom cases.



Fix the panel dimmer base on the bottom case with screw.



Clicks into the upper side of panel dimmer base, then press the lower side slightly to make it clicks into the base.



Plug into the below bayonet with a screwdriver, and upwarp screwdriver, then you can dismantle the controller.

