

Link to the product: <https://stair-lighting.com/l4-miboxer-4-channel-dimmer-010v-p-2122.html>

L4 Miboxer - 4-channel dimmer 0~10V

Price	38.80 Euro
Availability	Available
Shipping time	4 days
Number	2122
Manufacturer	Mi.Light

Product description

Product Name: 4-Channel 0~10V Panel Dimmer
Model No.: L4
Input Voltage: AC100~240V
Output Voltage: 0~10V
Output Current: Max. 20mA/Channel
Working Temperature: -20~60°C
Size: 86*86*28mm

Mi·Light®
LEADER OF SMART LIGHTING

4-Channel 0~10V Panel Dimmer

0 ~ 10V
signal output


1~4 channel
independent control

256 grades
brightness dimming



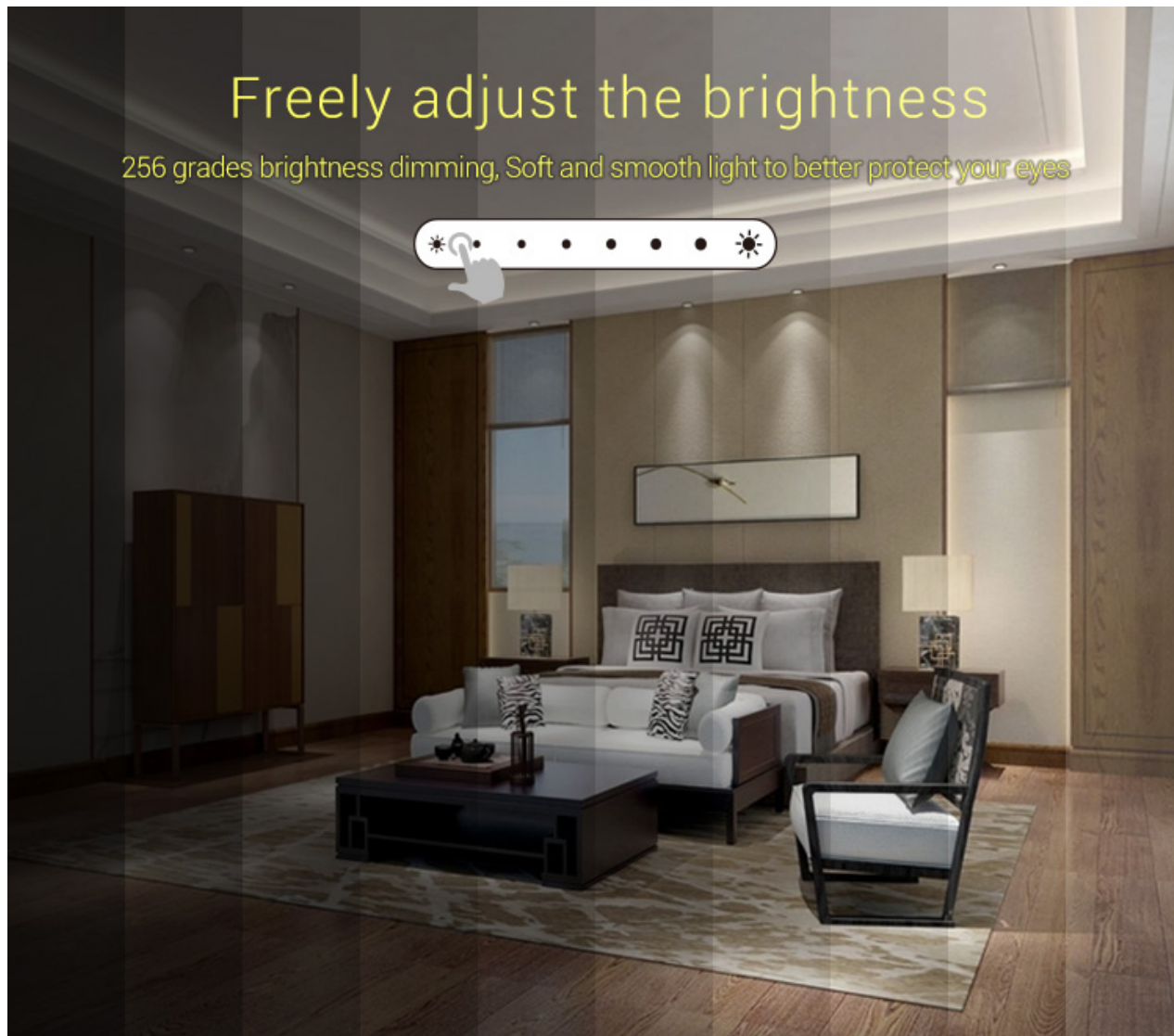
4 channels output, independent control

4 channels output, 1~4 channel independent control,
satisfy your more requirements



Freely adjust the brightness

256 grades brightness dimming, Soft and smooth light to better protect your eyes



Sensitive touching

High precision Capacitive touch screen IC.
Touch Screen is very stable

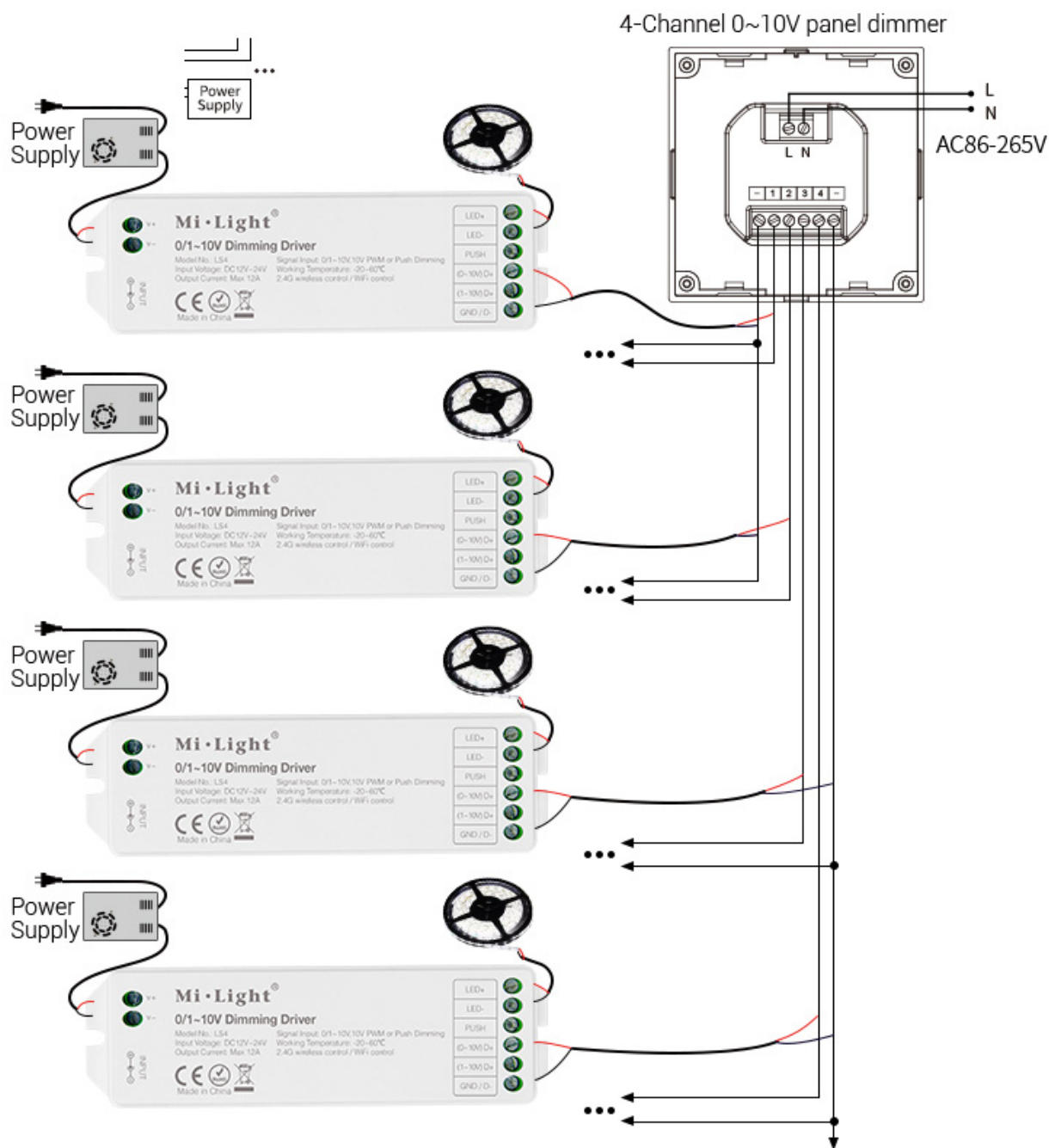


High-end tempered glass panel

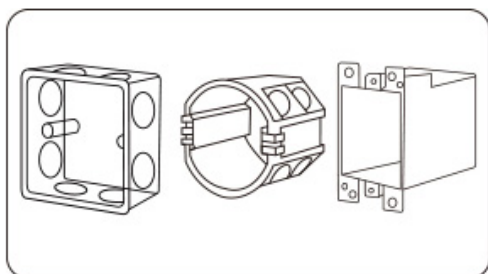
Tempered glass panel, scratching and crushing resistance



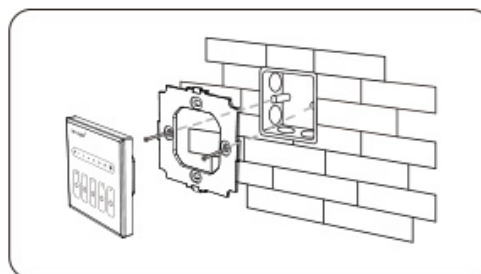
Connection Diagram




Installation / Dismantlement



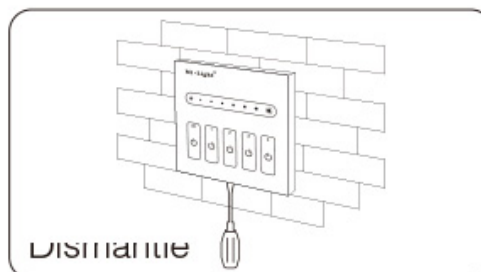
Install the bottom case into the wall; Above are the standard bottom cases.



Fix the panel dimmer base on the bottom case with screw.



Clicks into the upper side of panel dimmer base, then press the lower side slightly to make it clicks into the base.



Plug into the below bayonet with a screwdriver, and upwarp screwdriver, then you can dismantle the controller.

