

Link to the product: <https://stair-lighting.com/l1-miboxer-1-channel-010v-panel-dimmer-p-2121.html>

L1 Miboxer - 1-Channel 0~10V Panel Dimmer

Price	34.15 Euro
Availability	Available
Shipping time	4 days
Number	2121
Manufacturer	Mi.Light

Product description

Product Name: 1-Channel 0~10V Panel Dimmer
Model No.: L1
Input Voltage: AC100~240V
Output Voltage: 0~10V
Output Current: Max. 20mA/Channel
Working Temperature: -20~60°C
Size: 86*86*28mm

Mi·Light®
LEADER OF SMART LIGHTING

1-Channel 0~10V Panel Dimmer



0 ~ 10 V
signal output

Timing Delay Off
Function

256 grades
brightness dimming

Turn Off Light Timing

Press 60S/10Minutes Delay Off, the light will be off automatically after 10 seconds or 10minutes

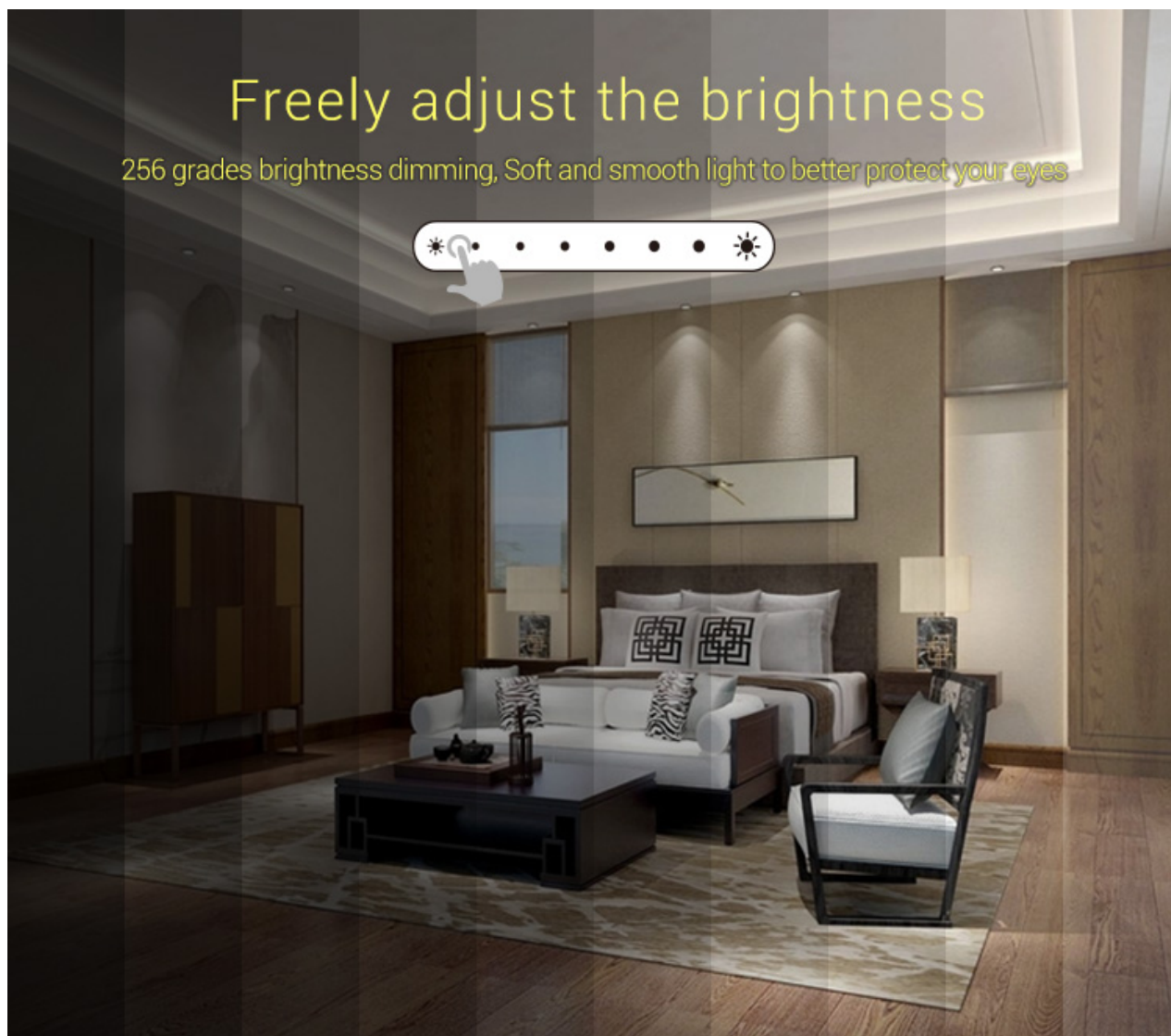


10min
Delay OFF

60S
Delay OFF

Freely adjust the brightness

256 grades brightness dimming, Soft and smooth light to better protect your eyes



Sensitive touching

High precision Capacitive touch screen IC.
Touch Screen is very stable

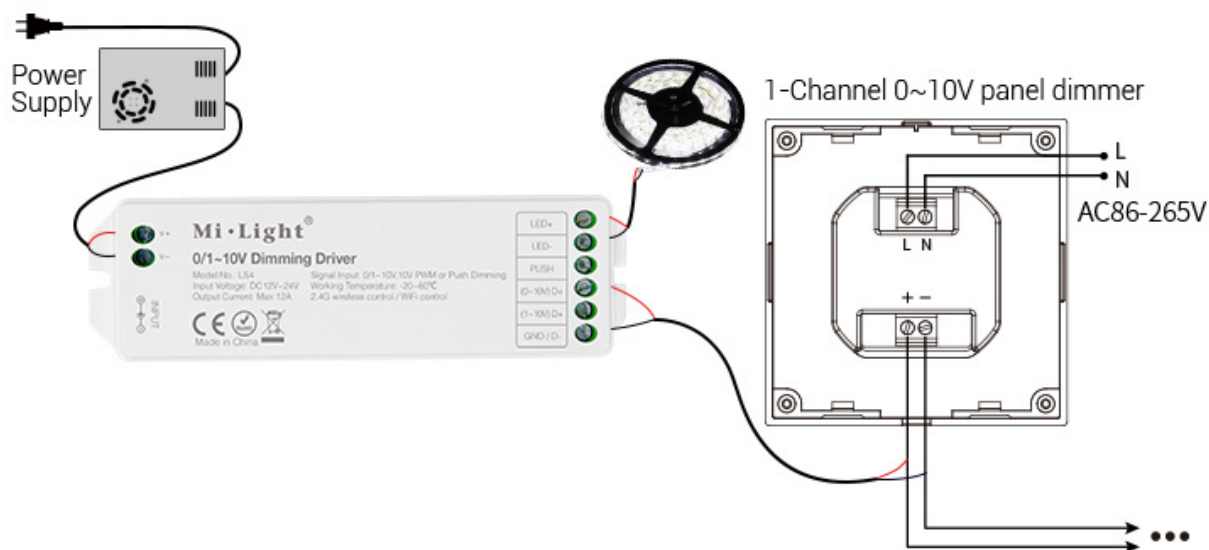


High-end tempered glass panel

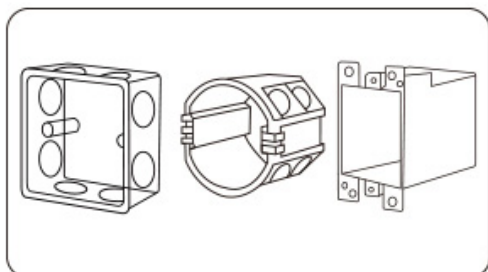
Tempered glass panel, scratching and crushing resistance



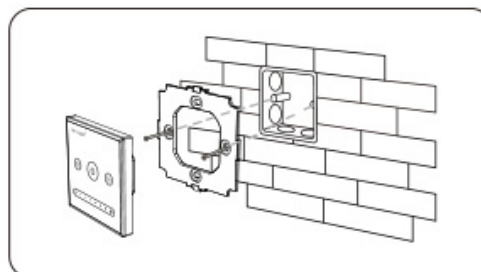
Connection Diagram



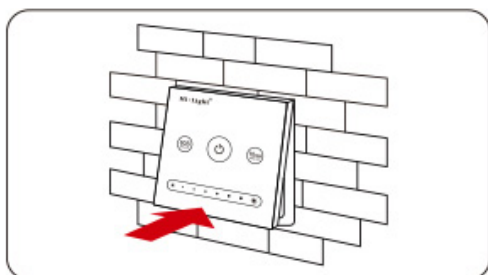
Installation / Dismantlement



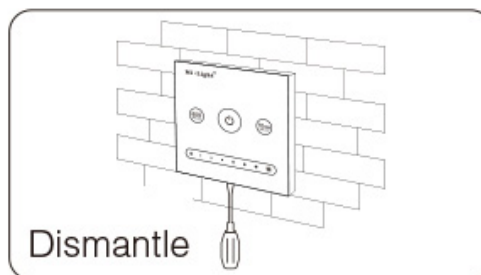
Install the bottom case into the wall; Above are the standard bottom cases.



Fix the panel dimmer base on the bottom case with screw.



Clicks into the upper side of panel dimmer base, then press the lower side slightly to make it clicks into the base.



Dismantle

Plug into the below bayonet with a screwdriver, and upwarp screwdriver, then you can dismantl the controller.

