

Link to the product: <https://stair-lighting.com/dmx-512-x5-master-rgbcct-p-2666.html>

HEDBY LEADER OF SMART LIFE



## DMX 512 X5 Master (RGB+CCT)

Price	<b>51.48 Euro</b>
Availability	<b>Available</b>
Shipping time	<b>14 days</b>
Number	<b>2666</b>
Manufacturer	<b>Mi.Light</b>

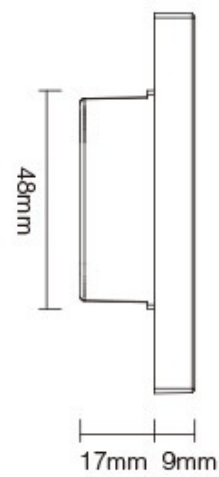
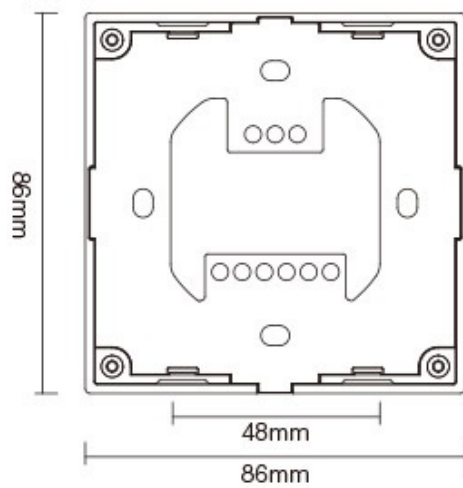
### Product description

- **Product Name: DMX512 Master(RGB+CCT)**
- Model No.: X5
- Input Voltage: AC100~240V 50/60Hz
- Output: DMX512 + 2.4G Wireless
- RF Transmitting Power: 6dBm
- RF Control Distance: 30m
- Working Temp.: -20~45°C


# DMX512 Master ( RGB+CCT)

- \* Accord with standard DMX512 protocol
- \* 4 zones control separately
- \* Controlled by 2.4G RF remote controller
- \* Used as 2.4G RF remote control
- \* Smartphone controllable (need WL-Box1 gateway)





1PC/Box  
G.W.: 0.19KGS

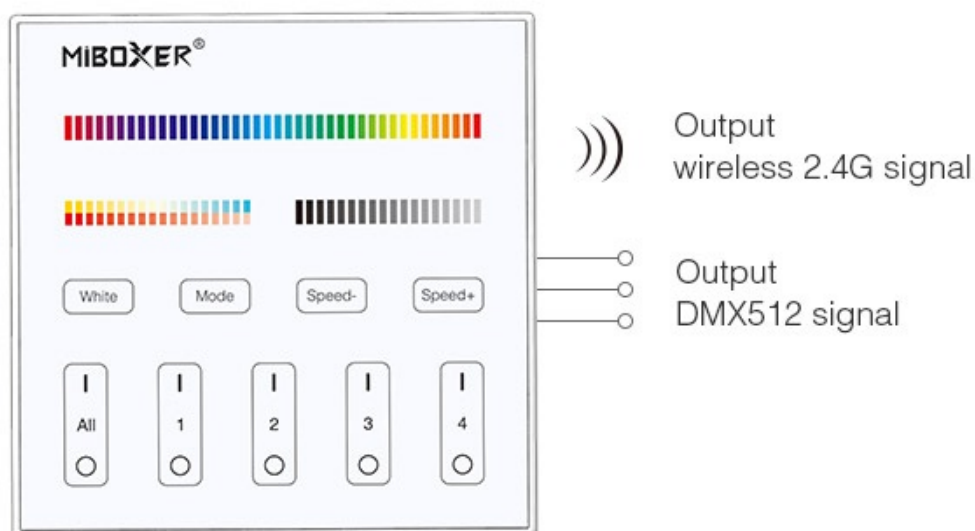


## Accord with DMX512 standard protocol Support RDM function

Comply with DMX512, DMX512 (1990), DMX512-A, RDM V1.0  
(E1.20-2006 ESTA standard) International standard agreement

## Output DMX512 signal and wireless 2.4G signal More flexible application

Output DMX512 signal, control DMX512 lamps  
Output wireless 2.4G signal, control MiBoxer 2.4G series lamps





## 4 zones control separately

Independent control; non-interference; control no limit lamps



## 16 million colors change randomly

RGB color change, color temperature and saturation adjustable



## 9 dynamic modes make the lighting atmosphere you want

Number	Dynamic Mode	Brightness / Saturation / Speed
1	Mardi Gras	Adjustable
2	Automatic color change	
3	Sam	
4	Gemstone	
5	Twilight	
6	American	
7	Fat Tuesday	
8	Party	
9	Slow Color Splash	

## Support 2.4G remote control and Smartphone APP control

Can receive RF remote signal and  
transform it to DMX control signal to control the lamps  
(Smartphone APP control requires WL-Box1)

Compatible with



FUT089



FUT092



FUT096



WL-Box1





## Sensitive touching

High precision Capacitive touch screen IC  
Touch Screen is very stable




## Touching button with sound

When touching the button, LED  
indicating lamp will flash once  
with different sound

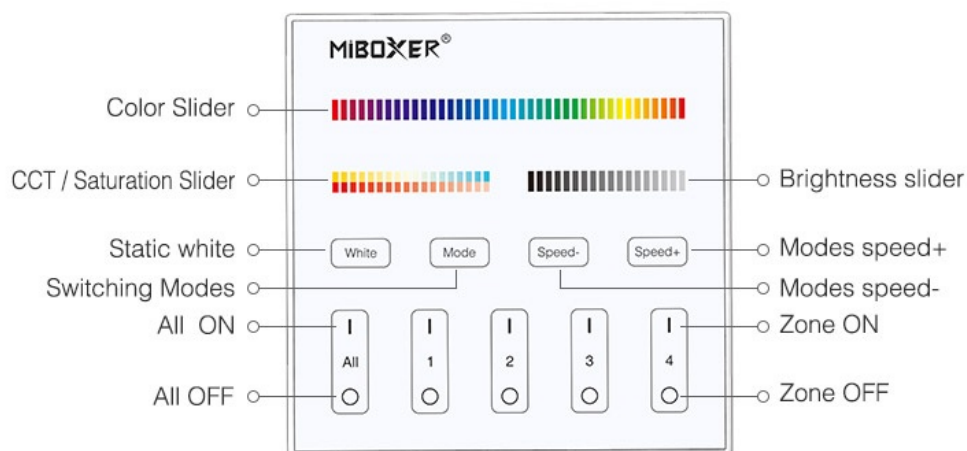


## Tempered glass panel

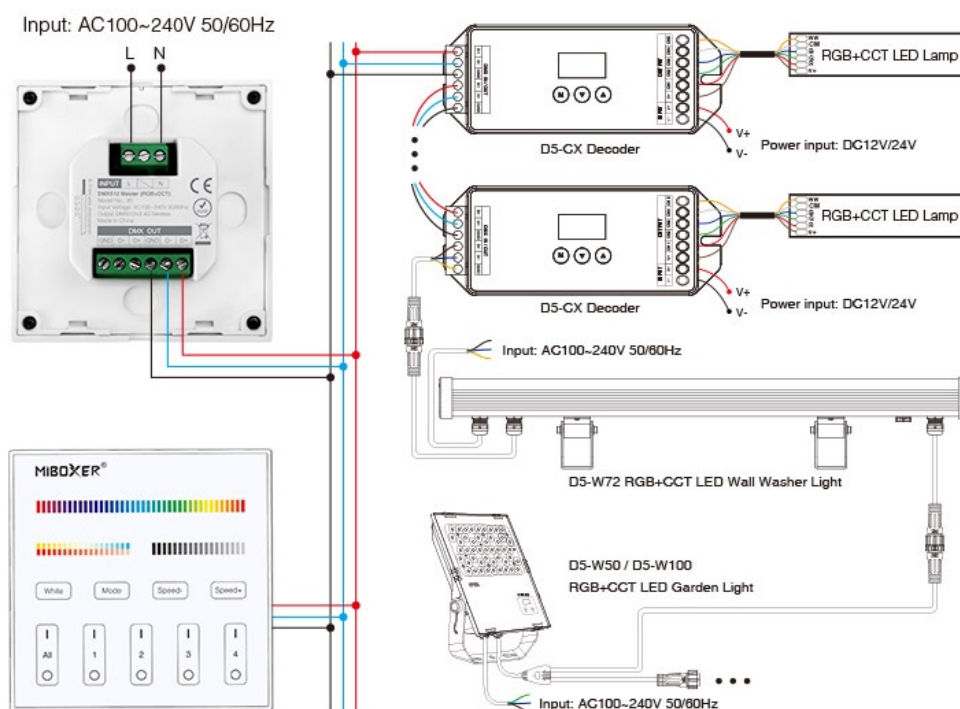
Scratching and crushing resistance



## Button Function Diagram



## DMX512 Master Connection Diagram



DMX512 master dimming channel comparison table:

	Zone 1	Zone 2	Zone 3	Zone 4
R	001	006	011	016
G	002	007	012	017
B	003	008	013	018
CW	004	009	014	019
WW	005	010	015	020

After connect with DMX decoder or DMX lamp, pls set DMX decoder or DMX lamp address as below:

Zone 1 DMX decoders address	001
Zone 2 DMX decoders address	006
Zone 3 DMX decoders address	011
Zone 4 DMX decoders address	016



